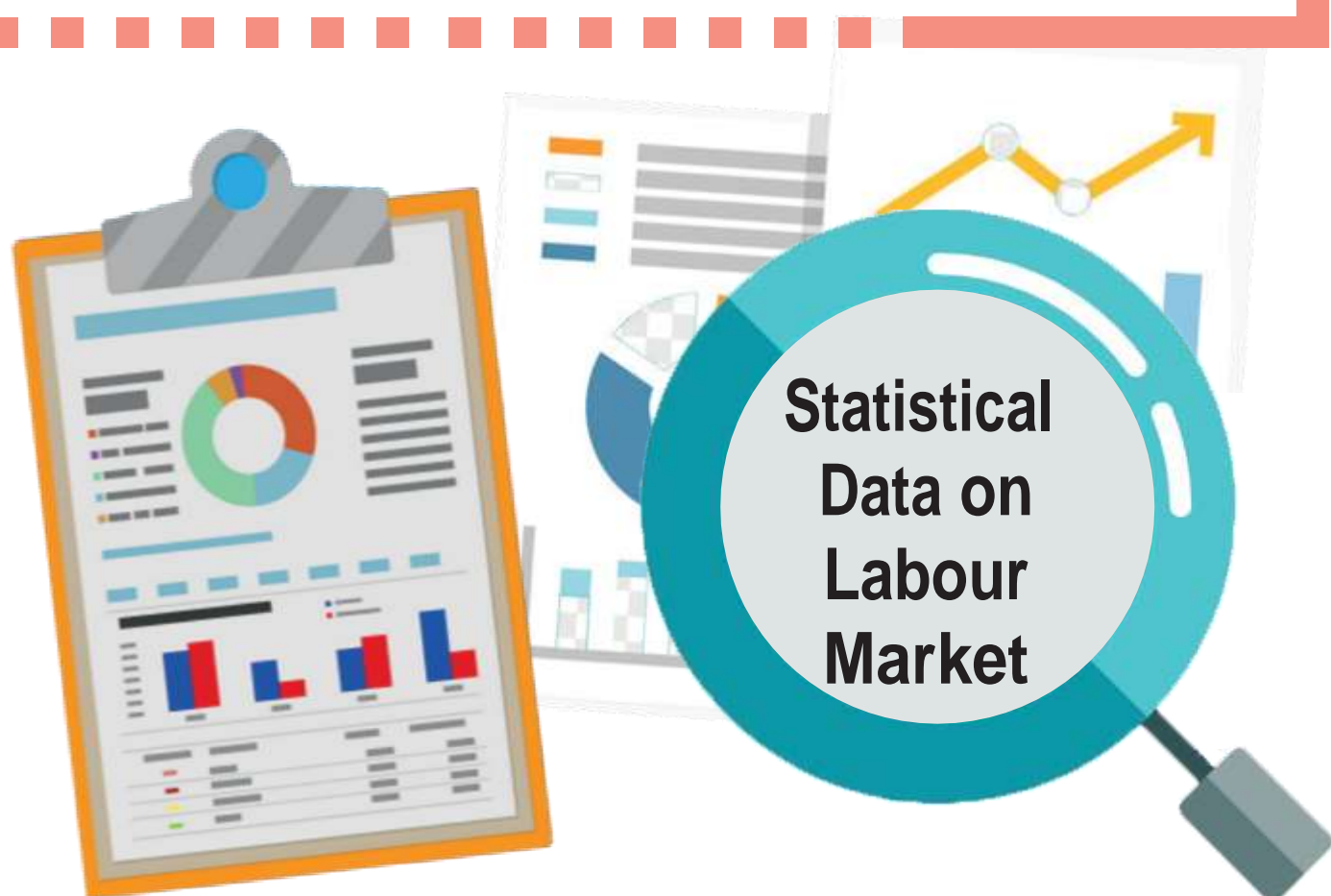


MINISTRY OF LABOUR, HUMAN RESOURCE DEVELOPMENT AND TRAINING
(Human Resource Development and Training Division)

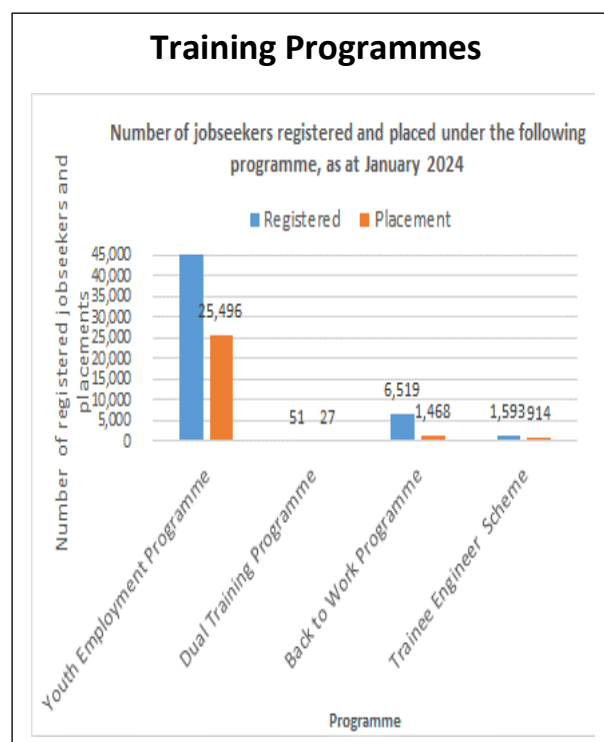
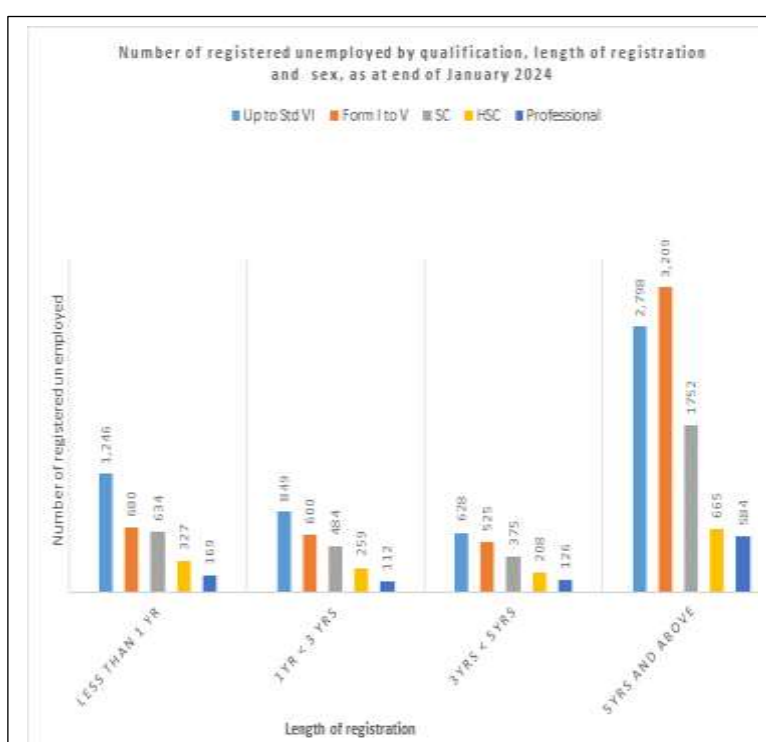
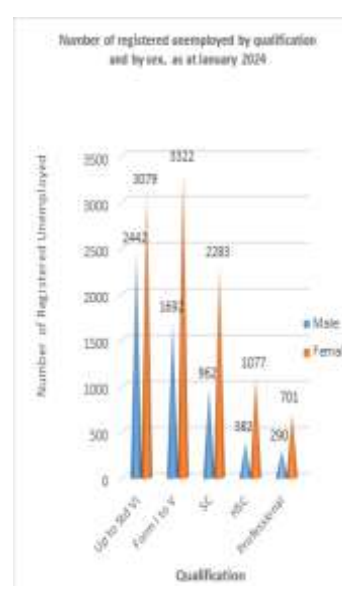
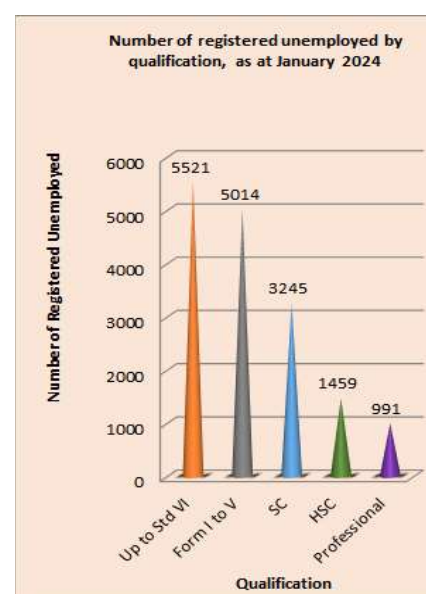
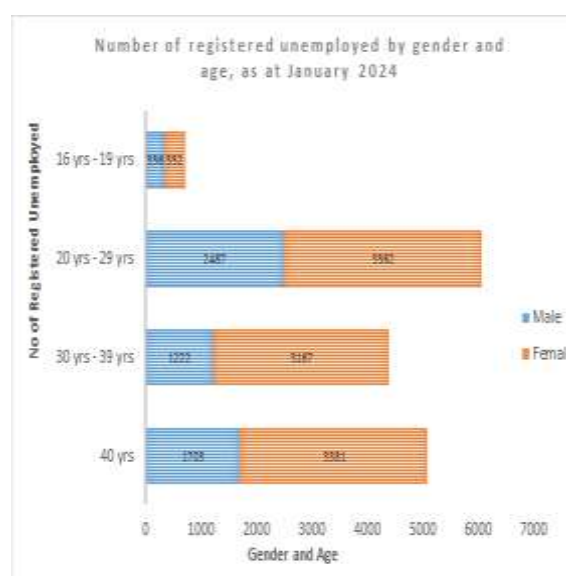
NATIONAL EMPLOYMENT DEPARTMENT
MONTHLY BULLETIN
JANUARY 2024



35,764 jobseekers seeking employment including (16,230) as unemployed or a better job (19,534) as at end of January 2024



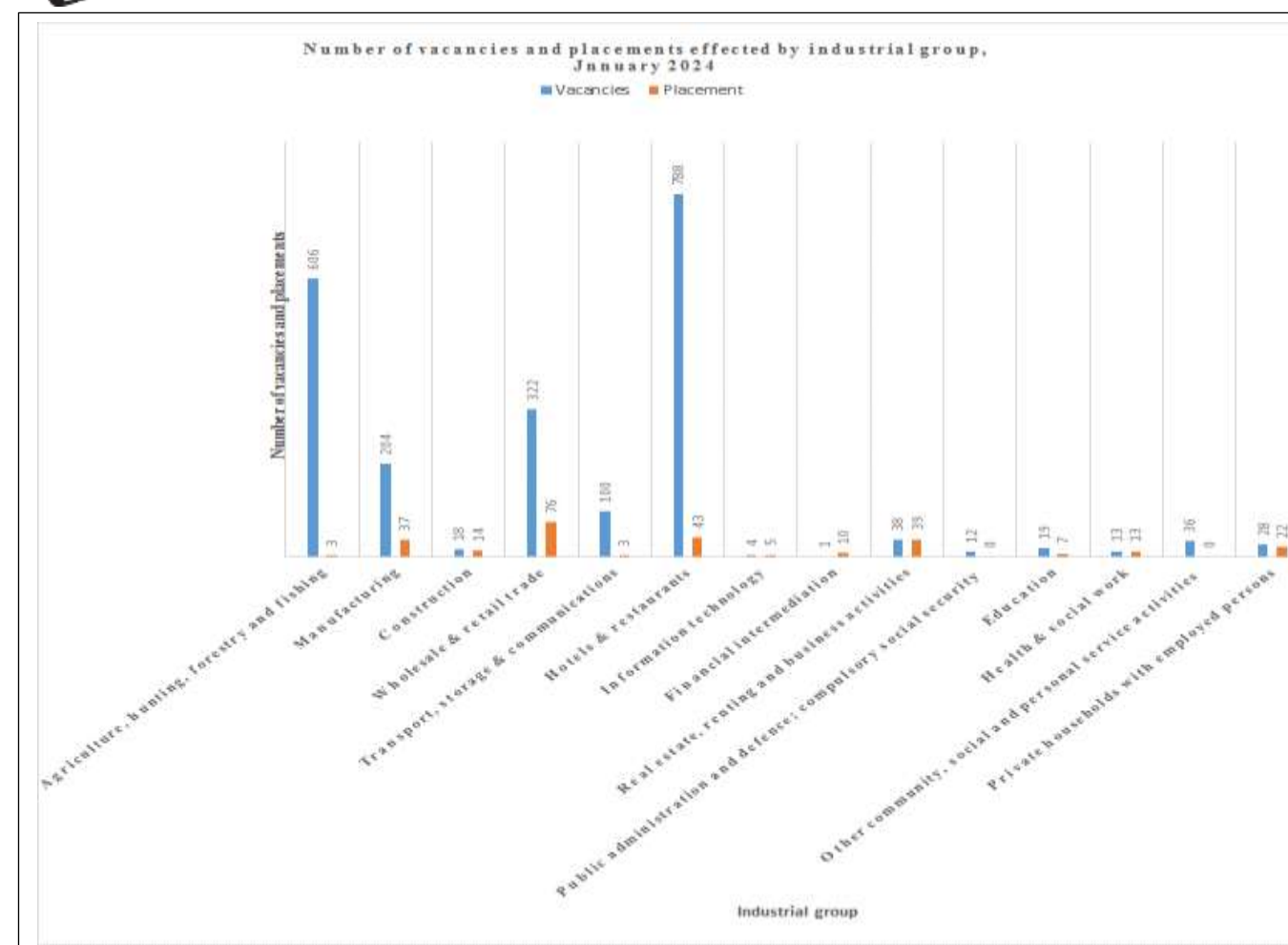
Profiling of unemployed jobseekers



Training Programmes



Vacancies & Placement – Industrial Group



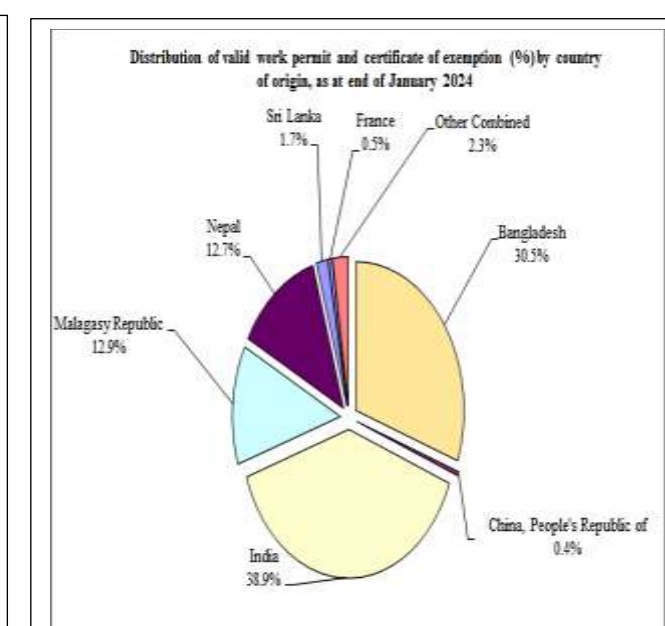
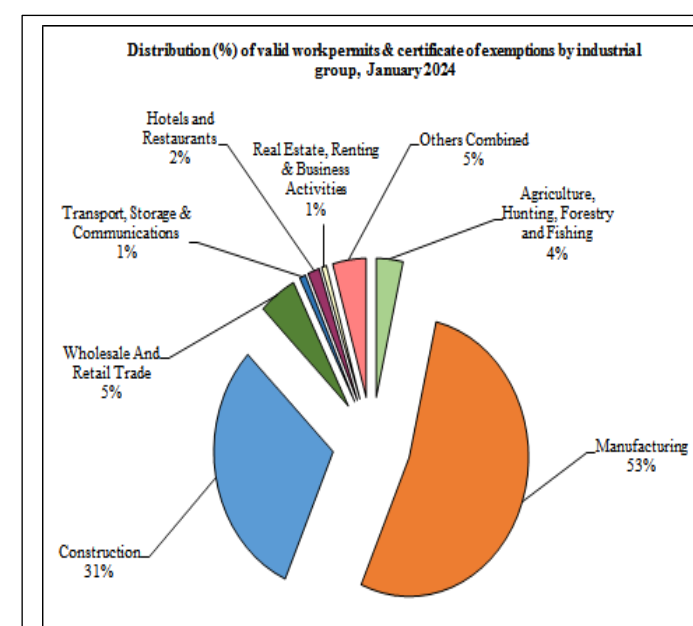
Foreign Workers (Work Permits and Certificate of Exemption: 38 994)




Male: 34 088



Female: 4 906





Please Open To View

National Employment Department Monthly Bulletin - January 2024

CONTENTS

	Page
Fact Sheet on Labour Market Indicators	4a - 4b
Section 1 - Registered unemployed in Mauritius	
1. Introduction	6 - 19
2. Registered jobseekers, as at the end of January 2024	6 - 10
Table 1 - Number of registered Unemployed and In Employment jobseekers by sex, as at end of January 2024	6
Table 2 - Registered unemployed jobseekers by age group and sex, as at end of January 2024	7
Table 3 - Registered unemployed jobseekers by qualification and sex, as at end of January 2024	8
3. In employment and seeking another job	10
4. De-registration	10
5. Vacancies	10 - 11
Table 4 - Number of vacancies notified in January 2024	10
Table 4a - Number of vacancies notified by occupation (20 and more) in January 2024	11
6. Workfare Programme	12
Table 5 - Laid off workers registered and redeployed for the month of January 2024	12
7. Magazine de L'Emploi et des Metiers	12
Table 6 - Statistics on Magazine de L'Emploi et des Metiers, as at 31 January 2024	12
8. Website of National Employment Department	13
Table 7 - Statistics on the website	13
9. Youth Employment Programme, Dual Training Programme, Back to Work Programme and Trainee Engineer Scheme	13 - 16
10. Career Guidance Service Unit	16
11. Job Placement	16 - 18
Table 8 - Type of placements by sex, January 2024	17
12. Work Permits and Certificates of Exemption	18 - 19
Table 9 - Number of registered unemployed by qualification, length of registration, sex & age group, as at end of January 2024	20 - 20a
10 - Number of registered Unemployed and In Employment jobseekers by EIC and sex, as at end of January 2024	21
11 - Change in number of registered unemployed by age group & sex, December 2023 - January 2024	22
12 - Number of registered unemployed by occupational group & sex, as at end of January 2024	22
13 - Number of registered unemployed by district and sex, as at end of January 2024	24
14 - Number of registered unemployed by locality and sex, as at the end of January 2024	24 - 26
15 - Number of registered unemployed with disabilities by nature of disability and sex, as at end of January 2024	27

Table 16	- Number of unemployed new registrants, re-registrants & those who reported for maintaining their registration by Employment Information Centre & sex, January 2024	28
17	- Change in the number of new unemployed registrants by educational attainment & sex, December 2023 - January 2024	29
18	- Number of new unemployed registrants by educational attainment, sex & age group, January 2024	29
19	- Number of new unemployed registrants by occupational group and sex, January 2024	30
20	- Number of In Employment new registrants, re-registrants & those who reported for maintaining their registration by Employment Information Centre & sex, January 2024	30
21	- Number of Unemployed and In Employment jobseekers de-registered by EIC and sex, January 2024	31
22	- Number of vacancies notified in EICs by industrial group and sex, January 2024	32
23	- Number of vacancies notified in the press by industrial group and sex, January 2024	32
24	- Number of vacancies notified in the press and in EICs by industrial group and skill level, January 2024	33
25	- Change in number of vacancies notified in the press and in EICs by industrial group, December 2023- January 2024	35
26	- Number of placements effected under the Youth Employment Programme (private sector) by industrial group and sex, January 2024	36
27	- Result of submission of candidates to employers for job placement effected in January 2024	37
28	- Number of placements effected by industrial group, occupation and sex, January 2024	38 - 41

Work Permits and Certificates of Exemption

Table 29	- Number of new work permits issued by industrial group, occupation and sex, January 2024	43 - 47
30	- Number of work permits renewed by industrial group, occupation and sex, January 2024	48 - 51
31	- Number of new work permits issued and renewed work permits by country of origin and sex, January 2024	52
32	- Number of new and renewed work permits by industrial group and sex, January 2024	54
33	- Number of certificates of exemption issued and renewed by country of origin & sex, January 2024	55
34	- Number of valid work permits and certificates of exemption by industrial group & sex, as at end of January 2024	56
35	- Number of valid work permits and certificates of exemption by country of origin & sex, as at end of January 2024	57 - 58
36	- Number of valid work permits and certificate of exemption (more than 50) by occupation and sex, as at end of January 2024	59 - 60
37	- Number of valid work permits and certificates of exemption by industrial group, country of origin & sex, as at end of January 2024	61 - 64
38	- Number of valid work permits and certificates of exemption by industrial group, occupation & sex, as at end of January 2024	65 - 93

Section 2 - Registered unemployed in the Island of Rodrigues 95 - 96

Table 1.1	- Number of registered unemployed and in employment jobseekers by sex, as at end of January 2024	95
1.2	- Number of registered unemployed and in employment by sex and age group, as at end January 2024	95
1.3	- Registered unemployed jobseekers by qualification & sex, as at end of January 2024	96
1.4	- Number of registered unemployed by qualification, length of registration, sex & age group, as at end of January 2024	97 - 98
1.5	- Number of registered unemployed by occupational group & sex, as at end of January 2024	100
1.6	- Number of Unemployed and In Employment new registrants, re-registrants & those who reported for maintaining their registration by sex, January 2024	100
1.7	- Number of registered unemployed with disabilities by nature of disability and sex, as at end of January 2024	101

FIGURES

ISLAND OF MAURITIUS

Figure 1	- Registered unemployed by educational attainment, as at end of January 2024	23
2	- Number of registered unemployed by age group & sex, as at end of January 2024	23
3	- Number of vacancies by industrial group, January 2024	34
4	- Distribution (%) of vacancies by skill level, January 2024	34
5	- Distribution (%) of new work permits & renewed work permits by country of origin, January 2024	53
6	- Number of new work permits issued & renewed work permits by industrial group, January 2024	53

ISLAND OF RODRIGUES

Figure 7	- Registered unemployed by educational attainment, as at end of January 2024	99
8	- Number of registered unemployed by age group & sex, as at end of January 2024	99

Fact Sheet on Labour Market Indicators: Human Resource Development and Training Division

Indicators	Dec-23	Jan-24	Change	% Change
Registered jobseekers	36,128	35,764	-364	-1
Male	15,629	15,377	-252	-2
Female	20,499	20,387	-112	-1
Registered unemployed jobseekers	16,341	16,230	-111	-1
Male	5,822	5,768	-54	-1
Female	10,519	10,462	-57	-1
Registered In employment jobseekers	19,787	19,534	-253	-1
Male	9,807	9,609	-198	-2
Female	9,980	9,925	-55	-1
Registered unemployed professional jobseekers	1,009	991	-18	-2
Male	295	290	-5	-2
Female	714	701	-13	-2
Registered unemployed youth jobseekers (16 - 35 years)	9,693	9,654	-39	0
Male	3,713	3,678	-35	-1
Female	5,980	5,976	-4	0
Registered new unemployed jobseekers	302	567	265	88
Male	133	269	136	102
Female	169	298	129	76
Registered unemployed jobseekers with disabilities	115	114	-1	-1
Male	83	85	2	2
Female	32	29	-3	-9
Vacancies notified or advertised	1,337	2,189	852	64
Employment Information Centres	1,104	2,136	1,032	93
Press	233	53	1,380	592
Jobseekers referred for vacancies notified	2,192	2,862	670	31
Male	774	1,077	303	39
Female	1,418	1,785	367	26
Jobseekers placed	355	542	187	53
Male	158	282	124	78
Female	197	260	63	32
Valid work permits	31,736	32,937	1,201	4
Male	27,062	28,170	1,108	4
Female	4,674	4,767	93	2
Valid certificates of exemption	5,737	6,057	320	6
Male	5,601	5,918	317	6
Female	136	139	3	2

For more information, visit the website of the Human Resource Development and Training Division:
<https://mauritiusjobs.govmu.org>

Fact Sheet on Labour Market Indicators: Statistics Mauritius

Indicators	3 rd Quarter 2023	4 th Quarter 2023
Active Population (Labour Force)	593,300	596,100
Male	344,000	344,000
Female	249,300	252,100
Activity rate (%)	58.4	58.7
Male	70.0	70.0
Female	47.6	48.1
Employed population	556,100	559,700
Male	328,200	329,600
Female	227,900	230,100
Unemployed population	37,200	36,400
Male	15,800	14,400
Female	21,400	22,000
Unemployed with tertiary qualifications	6,400	9,500
Male	2,300	3,000
Female	4,100	6,500
Unemployed youth (16-35 years)	26,900	29,000
Male	12,000	11,600
Female	14,900	17,400
Unemployment rate (%)	6.3	6.1
Male	4.6	4.2
Female	8.6	8.7
	2023¹	2024²
GDP Growth Rate at market prices (%)	+7.0	+6.5
	2022	2023
The Headline Inflation Rate (%) for year	10.8	7.0

For more information, visit the website of Statistics Mauritius: <https://statsmauritius.govmu.org>

¹ Revised

² Forecast

SECTION I



National Employment Department Monthly Bulletin – January 2024

1. Introduction

This is a monthly bulletin prepared by the Ministry of Labour, Human Resource Development and Training to present data on registered unemployed, vacancies, placements of jobseekers and work permits. This present issue refers to the month of January 2024 for the Island of Mauritius and Island of Rodrigues.

The data are compiled based on information collected at the thirteen Employment Information Centres (EICs) throughout the island and at the different units of the National Employment Department.

Registered unemployed comprise new registrants, re-registrants and those maintaining their registration. “New registrants” refers to new jobseekers wishing to be placed on the live register of unemployed of the National Employment Department. “Re-registrants” refers to those who have ceased registration for a period not exceeding two years, and come back to be re-admitted on the live register. If the break is more than two years then the case will be considered as a new one.

2. Registered jobseekers as at the end of January 2024

The total number of registered unemployed at the end of January 2024 stood at 16,230 (5,768 males and 10,462 females). These figures include laid off workers who are registered under the Workfare Programme.

In addition to registered unemployed, 19,534 jobseekers (9,609 males and 9,925 females), who though already in employment, were registered at the Employment Information Centres, in search of a better job.

Table 1 - Number of registered Unemployed and In Employment jobseekers by sex, as at end of January 2024

Registered Jobseekers	Male	Female	Both sexes
Unemployed	5,768	10,462	16,230
In Employment	9,609	9,925	19,534
Total	15,377	20,387	35,764

2.1 Distribution of registered unemployed by sex and age, qualification, length of registration, occupational group, district, locality and disability as at the end of January 2024

2.1.1 Distribution by sex and age (Tables 2 and 9)

The proportion of females among the registered unemployed was 64% against 36% for males. The proportion of registered unemployed aged between 16 and 29 years was 49% for males and 37% among females respectively. The mean age worked out to 34 years for male and 36 years for female jobseekers. The table below provides for the profile of registered unemployed jobseekers by age group.

Table 2 - Registered unemployed jobseekers by age group and sex, as at end of January 2024

Age group	Male		Female		Total	
	Number	%	Number	%	Number	%
16-29	2,843	49	3,914	37	6,757	42
30-34	719	12	1,730	17	2,449	15
35-39	503	9	1,437	14	1,940	12
40-44	541	9	1,578	15	2,119	13
45-49	422	7	1,063	10	1,485	9
50-54	293	5	427	4	720	4
55-65	447	8	313	3	760	5
Total	5,768	100	10,462	100	16,230	100

2.1.2 Distribution by qualification (Table 9)

Among the registered unemployed, some 25% have never been to school or did not pass the Certificate of Primary Education; while about 9% possessed the CPE as the only qualification. Another 31% have followed secondary education (Form I to V), without passing the School Certificate. The proportion of registered unemployed with SC, HSC and tertiary education were 20%, 9% and 6% respectively.

In general, female registered unemployed are more qualified than their male counterparts. The percentage of males and females who did not possess their Certificate of Primary Education was 32% and 21% respectively. On the other hand, 17% of males and 22% of females registered unemployed have attained the School Certificate, 7% of males and 10% of females the Higher School Certificate and 5% of males and 7% of females as professionals. The next table provides for the profile of registered unemployed jobseekers by qualification and sex.

Table 3 - Registered unemployed jobseekers by qualification and sex, as at end of January 2024

Qualification	Male		Female		Total	
	Number	%	Number	%	Number	%
Education Nil + Std VI Failed	1,844	32	2,207	21	4,051	25
Standard VI Passed	598	10	872	8	1,470	9
Form I to V (including SC failed)	1,692	29	3,322	32	5,014	31
SC	962	17	2,283	22	3,245	20
HSC	382	7	1,077	10	1,459	9
Professional	290	5	701	7	991	6
Total	5,768	100	10,462	100	16,230	100

2.1.3 Distribution by length of registration (Table 9)

Out of the 16,230 registered unemployed as at the end of January 2024, 19% have registered for less than one year and 14% have been registered for a period between one and three years. It is to be noted that 56% have been on the registration list for five years or more. On average, an unemployed has been in registration for 3.6 years. The average length of registration for females being slightly higher than that of males, 3.8 years compared to 3.3 years.

2.1.4 Number of registered unemployed & In employment by EICs & Gender (Table 10)

Table 10 provides for the number of registered Unemployed and In Employment jobseekers by EIC and sex, as at the end of January 2024.

2.1.5 Comparison with the previous month (Table 11)

Compared to December 2023, the number of registered unemployed has decreased by 111 from 16,341 from December 2023 to 16,230 for January 2024 (Table 11).

2.1.6 Distribution by occupational group (Table 12)

Registered unemployed are classified into occupational groups according to their previous work experience or their technical or professional qualifications. Among the 16,230 unemployed registrants, (25%) were classified as “Clerical Support Workers”, (22%) were classified as “Service and Sales Workers” and (17%) were engaged in “Elementary Occupations. About (5%) had never worked and did not possess any technical or professional qualifications while (6%) were classified as “Managers; Professionals”.

2.1.7 Geographical distribution (Tables 13 & 14)

Table 13 gives the distribution of registered unemployed by district and sex. An analysis of registered unemployed by locality shows that the region of Port Louis had the greatest number of registered unemployed (1,973) followed by Vacoas and Quatre Bornes (818 and 807 respectively). The lowest number of registered unemployed are at Belle Village (1), followed by Tamarin (20) and Baie Du Cap (27).

2.1.8 Registered unemployed with disabilities (Table 15)

Among the 16,230 unemployed registrants, 114 persons with disabilities were looking for work comprising of 85 males and 29 females. Table 15 gives the number of registered unemployed with disabilities by their type of disability.

2.2 New registration, re-registration and maintaining registration in January 2024

2.2.1 New registration

In January 2024, 567 persons (269 males and 298 females) have registered themselves as unemployed for the first time (Table 16). Compared to December 2023, the number of new unemployed registrants has increased by 265, from 302 for December 2023 to 567 for January 2024 (Table 17).

About 76% of the new registrants were aged between 16 and 29 years old and 11% were aged between 30 and 39 old. Those aged 40 years and above amounted to 73 i.e. 13% (Table 18).

Among years the new unemployed registrants, for the month of January 2024, 203 (36%) have never been to school or have attained only primary school level. Of these 57 (28%) have achieved the Certificate of Primary Education. Some 25% have followed the secondary education without passing the School Certificate; 23% had the School Certificate and 10% possessed the Higher School Certificate as their highest qualification. Among the new registrants, 31 (5%) were holders of professional qualifications (Table 18).

Out of the 567 new registrants, 60 persons had neither worked before nor undergone any technical or professional training. Some 19% had previous work experience or were qualified to work as “Clerical Support Workers” and 19% of the new unemployed registrants were classified under “Service and sales workers”. About 18% had been engaged in “Elementary Occupations”. Among the new registered unemployed, 48 (8%) had work experience or were qualified as “Managers; Professionals” (Table 19).

2.2.2 Re-registration and maintaining registration

The total number of re-registration for the month of January 2024 stood at 800 (324 males and 476 females). A total of 3,872 unemployed persons (1,298 males and 2,574 females) reported to the Employment Information Centres to maintain their registration (Table 16).

3. In employment and seeking another job

During the month of January 2024, 927 persons who, though already in employment, registered themselves at the Employment Information Centres in search of better jobs. Among them, 136 (84 males and 52 females) were new registrants and 791 (413 males and 378 females) were re-registrants (Table 20).

There were also 4,934 registrants, in employment, who reported to the Employment Information Centres to maintain their registration comprising of 2,406 males and 2,528 females.

4. De-Registration

De-Registration refers to jobseekers who fail to maintain their registration during the month and consequently their applications are removed from the live register and placed in a dormant register.

During the month of January 2024, 2,801 (1,351 males and 1,450 females) jobseekers have de-registered their application as jobseeker, out of which 1,451 (625 males and 826 females) were unemployed jobseekers and 1,350 (726 males and 624 females) as in employment jobseekers (Table 21).

5. Vacancies

In January 2024, vacancies notified to the Employment Information Centres numbered to 2,136. The highest number of vacancies being, 788 was advertised in the “*Hotels and Restaurants*” sector (Table 22).

A total of 53 vacancies has been notified in the press during the month of January 2024. The highest of the vacancies were from “*Transportation and Storage*” sector with 15 vacancies (Table 23).

Overall, the total number of vacancies notified for the month of January 2024 was 2,189. The next table provides for the number of vacancies notified in January 2024.

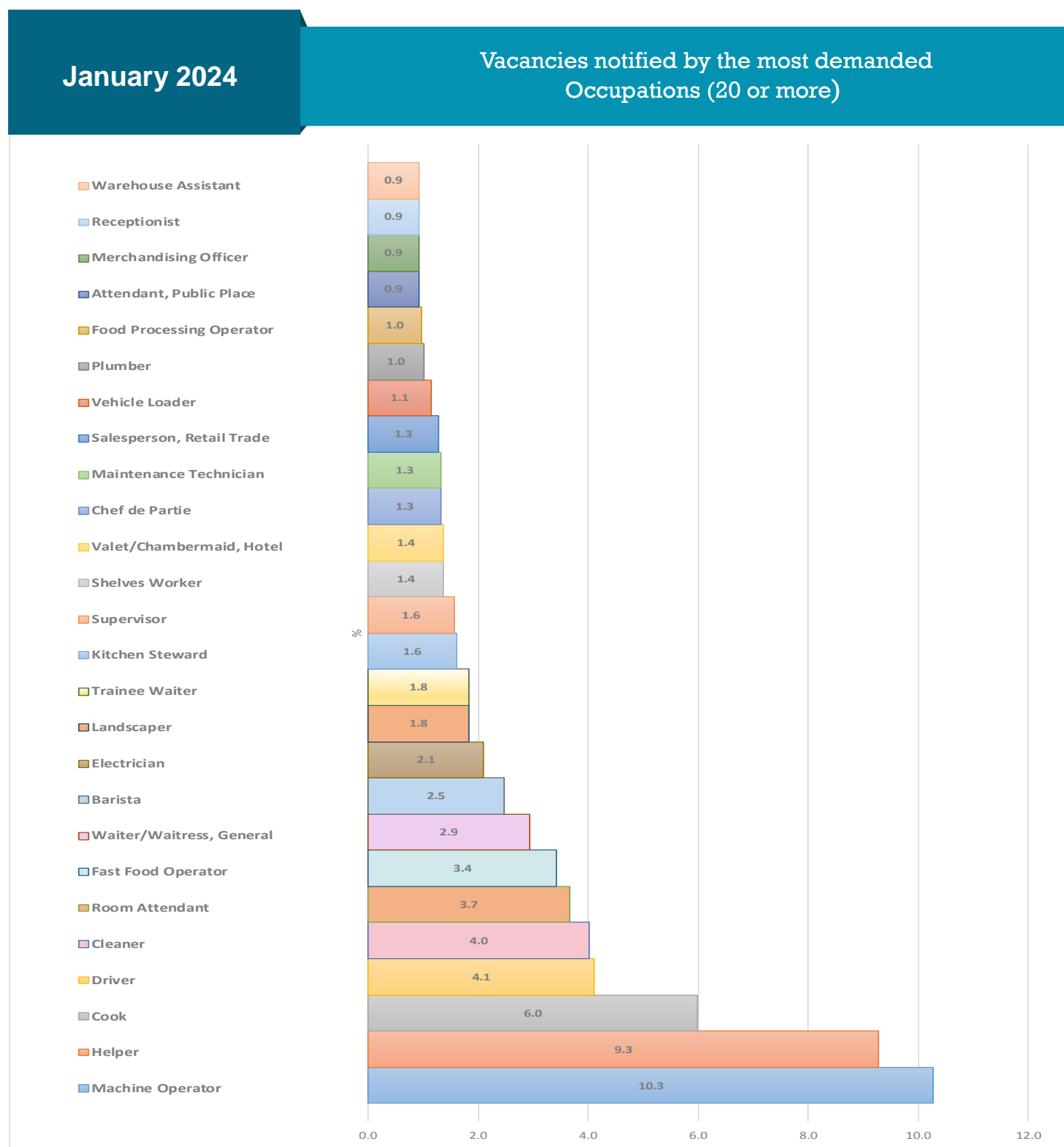
Table 4 - Number of vacancies notified in January 2024

Notification	Male	Female	Either male or female	Total
EICs	930	181	1,025	2,136
Press	0	0	53	53
Total	930	181	1,078	2,189

Table 24 shows the distribution of vacancies by industry and skill level. Compared to December 2023, the number of vacancies for the month of January 2024 has increased by 852 as shown in Table 25.

The next table provides for the number of vacancies notified by the most demanded occupations in January 2024.

Table 4a:



The most demanded vacancies in January 2024 represent 10.3% for Machine Operator, 9.3% for Helper and 6.0% for Cook.

6. Workfare Programme

The role of the National Employment Department is to facilitate redeployment of laid-off workers for those who have opted for job placement. The laid off workers are eligible to a Transitional Unemployment Benefit (TUB) for a period of maximum 12 months.

The number of laid-off workers still registered under the Workfare Programme as at 31 January 2024 stood at 2,624 (1,567 males, 1,057 females).

For the month of January 2024, 288 laid off workers (159 males, 129 females) were registered. 61 laid off workers (34 males, 27 females) were placed during the same month.

Table 5 - Laid off workers registered and redeployed for the month of January 2024

Reported to National Employment Department for Redeployment			Redeployed		
Male	Female	Total	Male	Female	Total
159	129	288	34	27	61

7. Magazine de L'Emploi et des Metiers



During the month of January 2024, 3 programmes consisting of 538 vacancies were broadcast.

Reportages were conducted on the ACCA scheme under NTRS by HRDC and on the jewelry sector during the month of January 2024. 81 jobseekers (78 male and 3 female) were placed during the said month.

Since the start of the programme in 21 April 2007, the number of jobseekers placed has reached 12,289.

Table 6 - Statistics on Magazine de L'Emploi et des Metiers as at 31 January 2024

Number of programmes broadcast	980
Number of vacancies broadcast	192,099
Number of placement	12,289

8. The website of National Employment Department: <https://mauritiusjobs.govmu.org>



The website <https://mauritiusjobs.govmu.org> was launched in September 2014. The objective of the website is as follows:

- To have a dedicated and state of the art interactive website for jobseekers and employers that will be more user-friendly and responsive.
- To incorporate overseas vacancies notified in the context of the International Organization for Migration (IOM).
- To provide a quicker search engine both for jobseekers and employers.

The Benefits of the Website are:

- Jobseekers can view latest vacancies both local and abroad
- Jobseekers can apply for jobs directly
- Employers can upload their vacancies and effect quick search for potential candidates.
- Employers can view profiles of candidates, CVs, references and qualifications.
- Free of cost and accessible to intended users even on smart phones, tablets and laptops and will be linked to all the other related stakeholders dealing with employment issues.

Table 7 - Statistics on the website

Type of statistics	For the month of January 2024	As at the end of January 2024
Number of jobseekers registered	123 (56 males and 67 females)	51,153
Number of employers registered	45	6,513
Number of vacancies posted	333	38,412
Number of jobseekers placed	4 (1 male and 3 females)	374

9. Youth Employment Programme, Dual Training Programme, Back to Work Programme and Trainee Engineer Scheme



9.1 The Youth Employment Programme (YEP) which started in 2013 is meant for unemployed youth aged between 16 and 35 years and provides them with training and placement in an enterprise for an initial period of one year with the possibility of one additional year of placement with another enterprise.

The Programme provides for the payment of a monthly stipend to the youth as follows:

HSC : Rs 8,000
 Diploma : Rs 10,000
 Graduates: Rs 15,000

50% of the stipend is refunded to the employer by Government as well as 50% of the training cost up to a maximum of Rs 7,500 per youth.

Since December 2015, the YEP has been extended to the public sector.

According to the YEP Secretariat, there is a total number of 46,187 (20,129 males and 26, 058 females) youth registered with YEP as at 31 January 2024.

The number of Employers registered with YEP is 7,857, out of which 37% are actively participating in the recruitment process.

The number of jobseekers placed in companies through the YEP as at 31 January 2024 is 25,496 (11,360 males and 14,136 females). 37 jobseekers including 4 (1 male and 3 females) jobseekers were placed in the public sector and 33 (15 males and 18 females) in the private sector during the month of January 2024 out of which 36% in “*Professional, Scientific and Technical Activities*” sector and 21% in “*Accommodation and Food Service Activities*” sector (Table 26).



9.2 The Dual Training Programme (DTP), launched in September 2015 provides for unemployed Mauritians to follow a Diploma or Degree Course with a tertiary institution registered with either the Tertiary Education Commission or the Mauritius Qualifications Authority in fields required by the labour market, with placement in an enterprise. Under the Programme, trainees will be paid a monthly stipend of Rs 6,000 for a maximum period of three years. As for employers, they will be refunded 60% of the course fees, per year per trainee as well as the stipend for a maximum of three years. After satisfactory completion of the course, the trainees may be employed.

According to the DTP secretariat, 51 companies have registered in the DTP and 217 trainees have successfully completed their training, out of which 97 males and 120 females. The trainees have completed their training programme in different courses such as BTS Assistant de Gestion, BTS Services Informatiques aux Organisations and Technician Diploma in Mechanical and Electrical Engineering. The training institutions are Universite des Mascareignes and MCCI Business School. 164 trainees have obtained permanent jobs after completion of the training.

27 trainees including 16 males and 11 females are currently on placement with private companies.



9.3 The Back to Work Programme (BTWP) which was launched in September 2015 is meant for women above 30 years of age to enable them take up or resume employment. The Programme provides for the placement of women in a job for an initial period of one year following which they might be employed. During the placement period, the women will be paid a stipend up to a maximum of Rs 10,575 and will get the opportunity of following training in a registered institution.

Employers enrolling women on placement under the Programme will be refunded the training cost up to a maximum of Rs 7,500 per woman as well as the stipend for the placement period.

According to the BTWP secretariat, as at the end of January 2024, 965 employers are registered in the programme, out of which 40% participated actively. 6,519 women are registered in the programme and 1,468 have been placed, out of which 32% in the “*Wholesale and trade*” sector and 27% in the “*Manufacturing*” sector. 762 women have obtained permanent jobs after completion of their placement.

For the month of January 2024, 23 women and 3 employers have registered for the first time, 5 unemployed woman were placed.

In addition, to further empower those women, technical courses are currently being dispensed to them by MITD. The courses are fully sponsored by this Ministry and a stipend of Rs 10,575 are paid to them at the end of the course. 545 unemployed women under the BTWP have been trained in Bakery/Pastry, Beauty Therapy, Hairdressing, Care of the Elderly and Disabled, Early Childhood care and Flower Arrangements.



9.4 Government has found that there is a bottleneck regarding pre- registration of engineers at the Council of Registered Professional Engineers (CRPE). The requirements of two years practical training under the supervision of professional engineers could not be entertained for lack of training possibilities for our graduates in engineering.

Government thus announced a special scheme in the Budget Programme 2016-2017, for the placement of trainee engineers.

The objective of the TES is to enable Graduates in engineering to qualify for registration with the Council of Registered Professional Engineers of Mauritius and to operate as full-fledged engineers.

The requirements for enlistment of trainees for the Trainee Engineer Scheme: Degree holders in engineering plus eligibility certificate stage 1 from the Council of Registered Professional Engineer.

As at 31 January 2024, the number of applications received for the scheme was 1,593 (1,172 males and 421 females). The number of placements effected in the public sector was 510 (399 males and 111 females) and in the private sector was 404 (303 males and 101 females). Most placements were made in the following fields: 46% in “*Civil Engineering*”, 21% in “*Mechanical Engineering*” and 16% in “*Electrical & Electronics Engineering*”

19 employers of the public sector and 86 of the private sector are participating in the scheme as at 31 January 2024; while the number of placements for the month of January 2024 stood at 4 trainees (3 males and 1 female) in the private sector while no placement was effected in the public sector.

10. Career Guidance Service Unit

The main functions of the Careers Guidance Service are to:

- Establish and maintain contacts with employers, training providers and higher education establishments in order to collect and compile up-to-date career/information.
- Identify clients’ interests, skills, values and personality traits through individual/group counselling appointments, thus helping them develop a career plan.
- Conduct career related activities in schools – assisting students in their choice of subjects, training/employment and educational opportunities, thereby helping them in their career planning.
- Participate in and organize career fairs.
- Certify copies of educational certificates as “True Copy”.

The table below provides for the activities conducted during the month of January 2024

Guidance & Counselling to the general public and students	212
Certification of copies of educational certificates as “True Copy”	1,122

11. Job Placement

11.1 Placement is made according to the job requirements of employers. For the month of January 2024, 2,136 vacancies have been processed by the Employment Information Centres and 2,862 registrants were referred for employment by the latter. Out of the 2,862 (1,077 males and 1,785

females) referred jobseekers, 308 declined job offers, 614 failed to report to employers and 1,393 were not selected. There were 250 registrants who reported that they have been employed and the result of referral for 275 remaining applicants was not yet known. For the month of January 2024, placement has been effected for about 12% of the vacancies processed (Table 27).

Some vacancies for the month of December 2023 have been processed during the month of January 2024 leading to 22 additional placements being made.

As regards placement in the public sector, 55 vacancies have been reported for which 500 jobseekers have been referred and 70 jobseekers have placed for previous vacancies.

Furthermore, 61 persons registered under the “*Workfare Programme*” have been placed, 81 persons through the TV programme “*Magazine de L’Emploi et des Metiers*”, 4 person through the *Job Management system*, 37 persons through the “*Youth Employment Programme*”, 5 persons through the “*Back to Work Programme*”, 8 persons through the “*Dual Training Programme*” and 4 persons through the “*Trainee Engineer Scheme*”,. Thus, the total number of placements, for the month of January 2024, amounted to 542 (Table 28) and as shown below.

Table 8 - Type of placements by sex, January 2024

Type of Placement	Male		Female		Total	
	Number	%	Number	%	Number	%
EIC	97	34	175	67	272	50
Public Sector	49	17	21	8	70	13
Workfare Programme	34	12	27	10	61	11
Magazine de L’Emploi et des metiers	78	28	3	1	81	15
Job Management System	1	0	3	1	4	1
Youth Employment Programme (Public & Private)	16	6	21	8	37	7
Back to Work Programme	0	0	5	2	5	1
Dual Training Programme	4	1	4	2	8	1
Trainee Engineer Scheme (Public & Private)	3	1	1	0	4	1
Overseas Vacancies	0	0	0	0	0	0
Total	282	100	260	100	542	100

11.2 The disparity between the number of vacancies reported and the number of persons placed can be explained by unwillingness of job seekers to accept job offers and also by some criteria set by the employers. Some jobseekers refused job offers because of the conditions of work e.g. low salary, overtime or night duty. Most of the jobseekers refused the jobs offered to them as they are looking for public sector jobs. For some vacancies, no suitable candidates were available.

In some cases, employers were not satisfied with referred candidates and consequently the vacancies were filled by the employers themselves. Some candidates were not selected by employers as according to the latter they were not suitable for the work or lack previous experience. Employers were not willing to offer higher salaries, thus the jobseekers who were looking for a better pay were not selected by the employers.

11.3 A breakdown of placements by industrial group shows that the majority of the placements made were in the “*Wholesale & Retail Trade; repair of motor vehicles, motorcycles & personal and household goods*” sector (76), “*Hotels and Restaurants*” sector (43) and “*Real estate, renting and business services*” sector (39). The remaining placements were effected in companies engaged in other activities (Table 28).

12. Work Permits and Certificates of Exemption

For the month of January 2024, the number of new work permits issued was 1,190 (1,081 males and 109 females). The majority of the new work permits issued was for the “*Manufacturing*” sector (537) followed by “*Construction*” sector with 216 (Table 29 & 32). Out of the 1,190 new work permits issued, 429 were allocated to Indian workers, 378 to Nepalese workers, 296 to Malagasy workers, and 52 to Sinhalese workers (Tables 31).

The number of work permits renewed for the month of January 2024 amounted to 898 (764 males and 134 females) out of which 433 were for the “*Manufacturing*” sector and 379 for the “*Construction*” sector (Table 30 & 32). The majority of the work permits renewed were for Bangladeshi, Indian, Malagasy and Nepalese workers with 394, 344, 84 and 60 work permits respectively as shown in Table 31.

The number of new certificates of exemption issued and renewed for the month of January 2024 amounted to 955 (556 New and 399 Renewed). The majority were from India with 606 (63%) (Table 33).

The number of valid work permits as at the end of January 2024 stood at 32,937 (28,170 males and 4,767 females). Most of the foreign workers in Mauritius were working in the “*Manufacturing*” sector (63%) followed by “*Construction*” sector with 20% out of whom 26% was working as Machine

Operator (Sewing), 4% as Mason and 4% as Fish Cutter (Table 35). The number of valid certificates of exemption as at the end of January 2024 stood at 6,057 (5,918 males, 139 females). The majority of valid certificates of exemption as at the end of January 2024 were for “*Construction*” sector (89%) with 5,398. (Tables 34).

The number of valid work permits and certificates of exemption as at the end of January 2024 stood at 38,994 (34,088 males and 4,906 females). Most of the foreign workers in Mauritius were working in the “*Manufacturing*” sector (53%) followed by “*Construction*” sector with 31%. (Table 34).

The countries of origin for the valid work permits and certificates of exemption are given in Table 36. 39% of the valid work permits and certificates of exemption were for Indian workers and 30% for expatriates from Bangladesh, respectively. 55% of valid certificates of exemption was for Indian workers and 36%, 36% and 15% of valid work permits were for Bangladeshi, Indian and Malagasy workers respectively. (Table 36).

The majority of foreigners came from Bangladesh and India work in the “*Manufacturing*” and “*Construction*” Sectors as Machine Operator (Sewing), Mason and Fish Cutter (Table 37 and 38).

Date: 23 July, 2023.

**National Employment Department,
Level 11, Victoria House,
C/R, Barracks and St. Louis Streets,
Port Louis.**

Tel : 405 0100

Email: lmunit@govmu.org

Website: <https://mauritiusjobs.govmu.org>

Table 9 - Number of registered unemployed by qualification, length of registration, sex and age-group, as at end of January 2024

	Age-group Length of Registration	Male					Female					Both sexes				
		16 - 19	20 - 29	30 - 39	40+	Total	16 - 19	20 - 29	30 - 39	40+	Total	16 - 19	20 - 29	30 - 39	40+	Total
Education Nil +Std VI Failed	Less than 1 year	51	116	77	167	411	48	118	131	235	532	99	234	208	402	943
	1 yr but < 2 yrs	15	60	44	150	269	9	43	61	92	205	24	103	105	242	474
	2 yrs but < 3 yrs	1	40	14	38	93	0	27	30	38	95	1	67	44	76	188
	3 yrs but < 4 yrs	0	22	20	42	84	2	26	28	83	139	2	48	48	125	223
	4 yrs but < 5 yrs	0	39	20	36	95	0	18	43	95	156	0	57	63	131	251
	5 yrs and above	0	101	226	565	892	0	46	292	742	1,080	0	147	518	1,307	1,972
	Total	67	378	401	998	1,844	59	278	585	1,285	2,207	126	656	986	2,283	4,051
Standard VI (passed)	Less than 1 year	41	47	26	32	146	36	59	32	30	157	77	106	58	62	303
	1 yr but < 2 yrs	11	29	9	15	64	8	32	17	17	74	19	61	26	32	138
	2 yrs but < 3 yrs	0	12	3	7	22	0	14	9	4	27	0	26	12	11	49
	3 yrs but < 4 yrs	0	23	3	11	37	0	8	14	9	31	0	31	17	20	68
	4 yrs but < 5 yrs	0	16	7	5	28	0	17	22	19	58	0	33	29	24	86
	5 yrs and above	0	77	111	113	301	0	51	194	280	525	0	128	305	393	826
	Total	52	204	159	183	598	44	181	288	359	872	96	385	447	542	1,470
Form I to V (including SC failed)	Less than 1 year	139	151	21	29	340	99	153	51	37	340	238	304	72	66	680
	1 yr but < 2 yrs	11	114	4	27	156	15	119	26	23	183	26	233	30	50	339
	2 yrs but < 3 yrs	0	100	4	14	118	0	97	19	27	143	0	197	23	41	261
	3 yrs but < 4 yrs	0	99	6	11	116	0	68	15	22	105	0	167	21	33	221
	4 yrs but < 5 yrs	0	102	5	6	113	0	113	42	36	191	0	215	47	42	304
	5 yrs and above	0	309	292	248	849	0	417	945	998	2,360	0	726	1,237	1,246	3,209
	Total	150	875	332	335	1,692	114	967	1,098	1,143	3,322	264	1,842	1,430	1,478	5,014

Table 9 (cont'd) - Number of registered unemployed by qualification, length of registration, sex and age-group, as at the end of January 2024

Qualification	Age-group Length of Registration	Male					Female					Both sexes				
		16 - 19	20 - 29	30 - 39	40+	Total	16 - 19	20 - 29	30 - 39	40+	Total	16 - 19	20 - 29	30 - 39	40+	Total
SC	Less than 1 year	76	139	13	14	242	117	213	30	32	392	193	352	43	46	634
	1 yr but < 2 yrs	8	72	7	10	97	16	119	16	16	167	24	191	23	26	264
	2 yrs but < 3 yrs	0	82	5	5	92	0	113	7	8	128	0	195	12	13	220
	3 yrs but < 4 yrs	0	73	3	11	87	0	94	9	16	119	0	167	12	27	206
	4 yrs but < 5 yrs	0	56	5	2	63	0	86	13	7	106	0	142	18	9	169
	5 yrs and above	0	166	141	74	381	0	353	622	396	1,371	0	519	763	470	1,752
	Total	84	588	174	116	962	133	978	697	475	2,283	217	1,566	871	591	3,245
HSC	Less than 1 year	2	95	3	3	103	2	210	7	5	224	4	305	10	8	327
	1 yr but < 2 yrs	1	39	2	3	45	0	77	5	3	85	1	116	7	6	130
	2 yrs but < 3 yrs	0	31	0	1	32	0	95	0	2	97	0	126	0	3	129
	3 yrs but < 4 yrs	0	25	1	3	29	0	52	3	3	58	0	77	4	6	87
	4 yrs but < 5 yrs	0	32	1	3	36	0	77	3	5	85	0	109	4	8	121
	5 yrs and above	0	72	52	13	137	0	267	218	43	528	0	339	270	56	665
	Total	3	294	59	26	382	2	778	236	61	1,077	5	1,072	295	87	1,459
Professional	Less than 1 year	0	46	9	12	67	0	84	8	10	102	0	130	17	22	169
	1 yr but < 2 yrs	0	15	1	4	20	0	36	2	3	41	0	51	3	7	61
	2 yrs but < 3 yrs	0	10	3	3	16	0	30	1	4	35	0	40	4	7	51
	3 yrs but < 4 yrs	0	7	5	1	13	0	28	5	4	37	0	35	10	5	50
	4 yrs but < 5 yrs	0	15	3	1	19	0	48	7	2	57	0	63	10	3	76
	5 yrs and above	0	55	76	24	155	0	154	240	35	429	0	209	316	59	584
	Total	0	148	97	45	290	0	380	263	58	701	0	528	360	103	991
Grand total		356	2,487	1,222	1,703	5,768	352	3,562	3,167	3,381	10,462	708	6,049	4,389	5,084	16,230

Table 10 - Number of registered Unemployed and In Employment jobseekers by EIC and workfare by sex, as at end of January 2024

EIC ¹	Unemployed			In Employment			Total		
	Male	Female	Both sexes	Male	Female	Both sexes	Male	Female	Both sexes
Curepipe	91	200	291	353	409	762	444	609	1,053
Flacq	802	2,387	3,189	1977	1824	3,801	2,779	4,211	6,990
Goodlands	342	790	1,132	992	946	1,938	1,334	1,736	3,070
Mahebourg	58	322	380	623	732	1,355	681	1,054	1,735
Port Louis	927	1,047	1,974	642	531	1,173	1,569	1,578	3,147
Quartier Militaire	287	714	1,001	832	877	1,709	1,119	1,591	2,710
Quatre Bornes	322	555	877	331	419	750	653	974	1,627
Riviere des Anguilles	167	544	711	692	724	1,416	859	1,268	2,127
Riviere du Rempart	154	469	623	529	548	1,077	683	1,017	1,700
Rose Belle	138	570	708	934	1013	1,947	1,072	1,583	2,655
Rose Hill	281	411	692	273	325	598	554	736	1,290
Triolet	343	820	1,163	993	1026	2,019	1,336	1,846	3,182
Vacoas	284	571	855	438	551	989	722	1,122	1,844
Workfare	1572	1062	2,634	0	0	0	1,572	1,062	2,634
Total	5,768	10,462	16,230	9,609	9,925	19,534	15,377	20,387	35,764

1 Employment Information Centre

Number of registered Unemployed jobseekers by EIC by sex as at end of January 2024

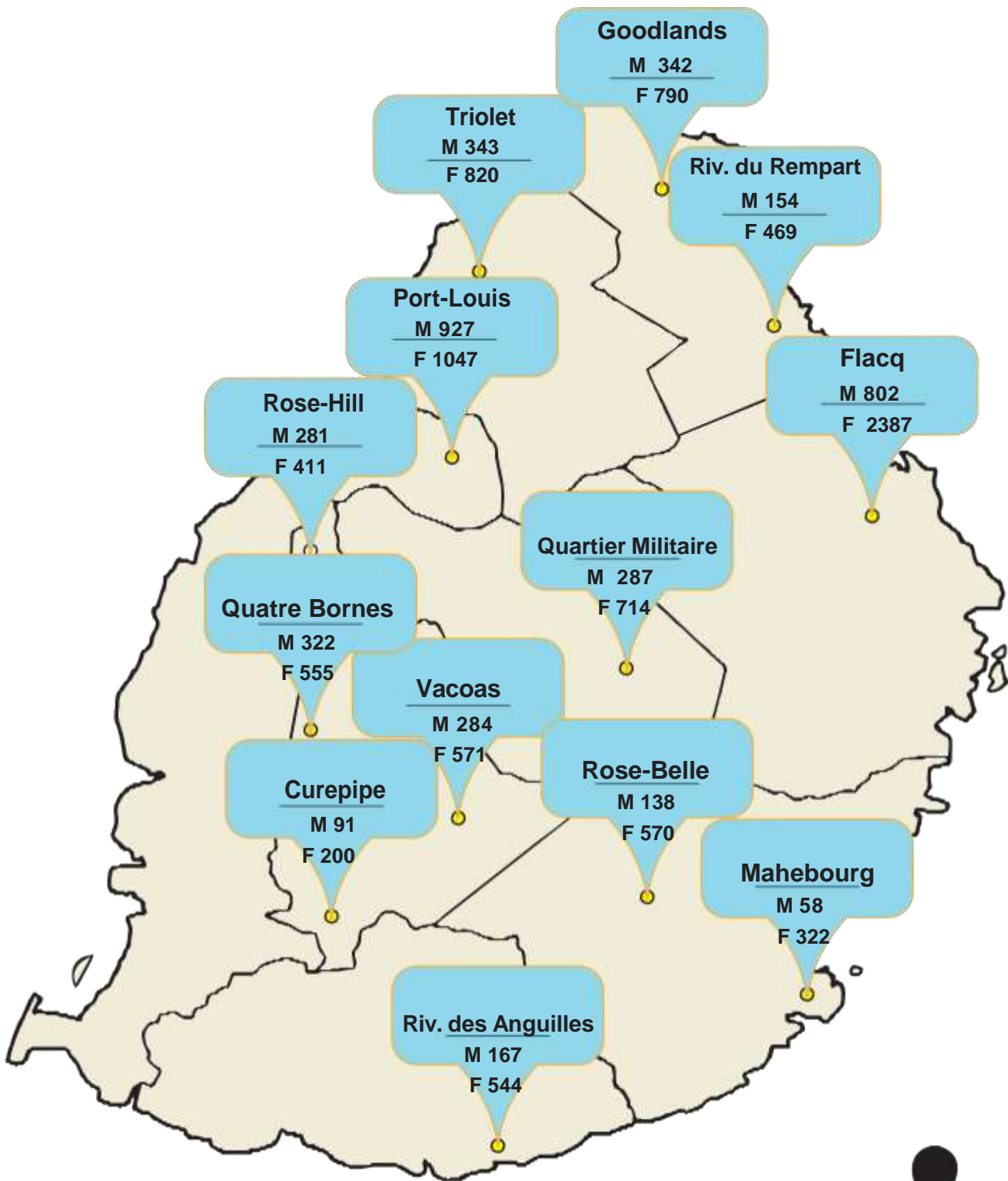


Table 11 - Change in number of registered unemployed by age-group & sex, December 2023 - January 2024

Age-group (years)	December 2023			January 2024			Change		
	Male	Female	Both sexes	Male	Female	Both sexes	Male	Female	Both sexes
16 - 19	325	301	626	356	352	708	31	51	82
20 -29	2511	3600	6,111	2487	3562	6,049	-24	-38	-62
30 -39	1270	3207	4,477	1222	3167	4,389	-48	-40	-88
40+	1716	3411	5,127	1703	3381	5,084	-13	-30	-43
Total	5,822	10,519	16,341	5,768	10,462	16,230	-54	-57	-111

Table 12 - Number of registered unemployed by occupational group and sex, as at end of January 2024

Occupational group	Male	Female	Both sexes
Managers	63	50	113
Professionals	213	632	845
Technicians & Associate Professionals	451	752	1,203
Clerical Support Workers	938	3,115	4,053
Service and Sales Workers	939	2,636	3,575
Skilled Agricultural, Forestry & Fishery Workers	81	36	117
Craft & Related Trades Workers	1,096	393	1,489
Plant & Machinery Operators & Assemblers	642	552	1,194
Elementary Occupation	1,085	1,700	2,785
New Workers Seeking Employment	260	596	856
Total	5,768	10,462	16,230

Figure 1 - Registered unemployed (%) by educational attainment, as at end of January 2024

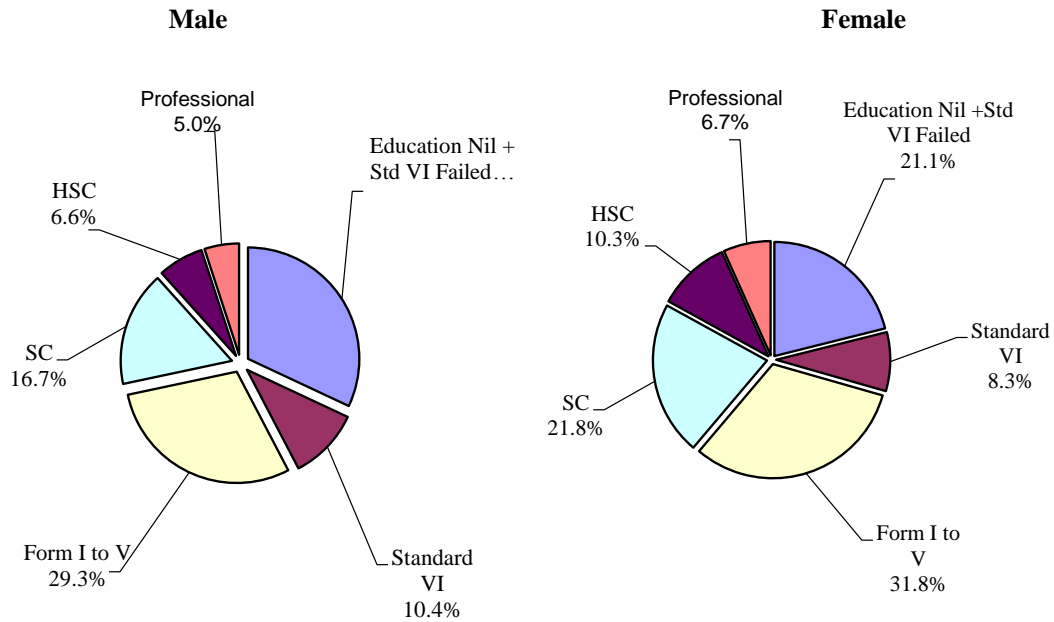


Figure 2 - Number of registered unemployed by age group & sex, as at end of January 2024

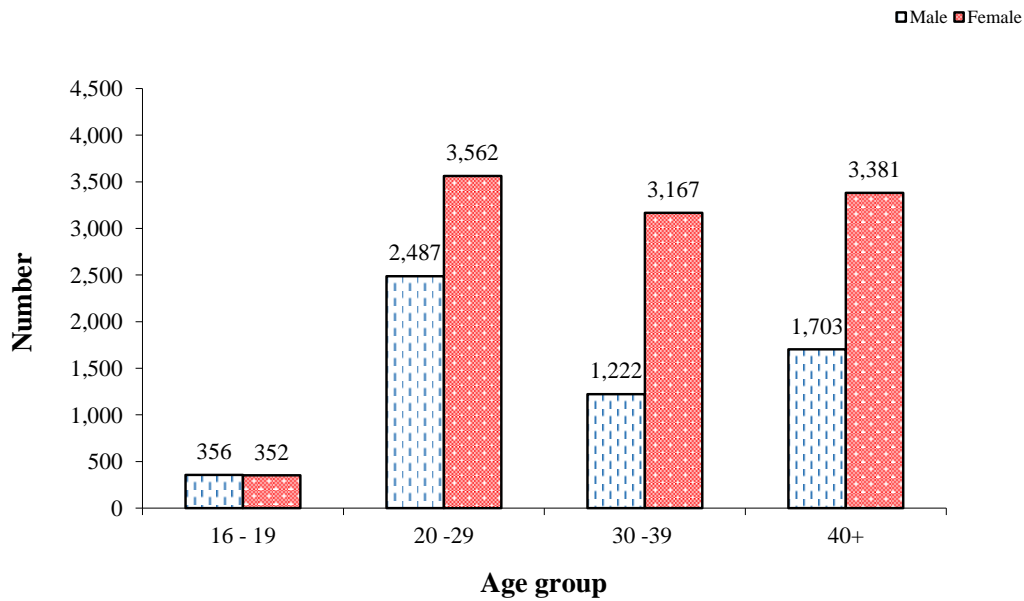


Table 13 - Number of registered unemployed by district & sex, as at end of January 2024

District	Male	Female	Both sexes
Port Louis	927	1,047	1,974
Black River	143	223	366
Plaine Wilhems	1,341	1,935	3,276
Pamplemousses	902	1,550	2,452
Rivière du Rempart	405	789	1,194
Moka	429	797	1,226
Flacq	953	2,501	3,454
Grand Port	343	867	1,210
Savanne	325	753	1,078
Total	5,768	10,462	16,230

Table 14 - Number of registered unemployed by locality & sex, as at end of January 2024

Locality	Male	Female	Both sexes
Baie Du Cap	10	17	27
Bambous	70	96	166
Beau Bassin	146	156	302
Bel Air	157	413	570
Bell Village	1	0	1
Belle Vue Maurel	54	98	152
Bramsthan	63	211	274
Brisee Verdiere	126	273	399
Camp de Masque Pave	61	142	203
Camp Diable	23	48	71
Canot	17	29	46
Case Noyale	12	21	33
Central Flacq	100	294	394
Chemin Grenier	70	150	220
Cottage	34	73	107

Table 14 (cont'd) - Number of registered unemployed by locality & sex, as at end of January 2024

Locality	Male	Female	Both sexes
Curepipe	245	325	570
Dagotiere	54	97	151
Fond Du Sac	50	98	148
Goodlands	139	186	325
Grand Bay	52	78	130
Grand Bois	38	130	168
Grand Gaube	60	84	144
Grand River South East	18	46	64
L'Escalier	44	94	138
La Rosa	67	170	237
Lallmatie	89	283	372
Laventure	32	89	121
Long Mountain	54	169	223
Mahebourg	90	174	264
Mare La Chaux	69	214	283
Medine	52	99	151
Moka	27	46	73
Mont Roches	14	24	38
Montagne Blanche	77	133	210
Old Grand Port	21	38	59
Pamplemousses	183	253	436
Petit Raffray	60	117	177
Petite Riviere	35	60	95
Phoenix	87	153	240
Piton	44	67	111
Plaine des Papayes	84	148	232
Plaine Magnien	21	68	89
Pointe aux Piments	45	64	109

Table 14 (cont'd) - Number of registered unemployed by locality & sex, as at end of January 2024

Locality	Male	Female	Both sexes
Port Louis	926	1,047	1,973
Poste de Flacq	53	156	209
Poudre d'Or	23	46	69
Poudre d'Or Hamlet	20	65	85
Quartier Militaire	98	183	281
Quatre Bornes	319	488	807
Quatre Soeurs	42	103	145
Riviere des Creoles	18	35	53
Riviere des Anguilles	67	172	239
Riviere du Poste	20	82	102
Riviere du Rempart	90	200	290
Roche Noires	34	93	127
Rose Belle	87	239	326
Rose Hill	229	277	506
Sebastopol	67	126	193
Souillac	68	134	202
St. Hubert	11	32	43
St. Julien d'Hotman	39	106	145
St. Pierre	134	232	366
Tamarin	7	13	20
Terre Rouge	132	226	358
Triolet	149	274	423
Trois Boutiques	13	38	51
Trou d'Eau Douce	24	52	76
Vacoas	303	515	818
Total	5,768	10,462	16,230

Table 15 - Number of registered unemployed with disabilities by nature of disability and sex, as at end of January 2024

Nature of disability	Male	Female	Both sexes
Abnormal movement of body parts	8	1	9
Blind	1	0	1
Crippled	3	3	6
Deaf	3	1	4
Deaf and Dumb	3	1	4
Deformation of body parts since birth	11	2	13
Disabled following surgical operation or illness	6	3	9
Disabled due to accident	7	1	8
Dumb	3	1	4
Dwarf	2	0	2
Epileptic	6	1	7
Lame	3	1	4
Mental illness	6	5	11
Mentally retarded	13	4	17
Partly blind	4	1	5
Partly deaf	3	1	4
Stammer	3	2	5
Thalassemia	0	1	1
Total	85	29	114

Table 16 - Number of UNEMPLOYED new registrants, re-registrants and those who reported for maintaining their registration by Employment Information Centre & sex, January 2024

Employment Information Centre	New registrants			Re-registrants			Those who reported for maintaining their registration		
	Male	Female	Both sexes	Male	Female	Both sexes	Male	Female	Both sexes
Curepipe	7	10	17	11	23	34	23	47	70
Flacq	44	50	94	41	83	124	200	596	796
Mahebourg	8	11	19	11	20	31	10	77	87
Goodlands	18	35	53	15	37	52	61	185	246
Port Louis	29	31	60	61	61	122	138	186	324
Quartier Militaire	28	18	46	18	38	56	55	154	209
Quatre Bornes	11	18	29	37	36	73	66	134	200
Riv. Des Anguilles	12	17	29	12	16	28	26	127	153
Riv. Du Rempart	14	10	24	10	16	26	29	153	182
Rose Belle	7	12	19	11	17	28	35	156	191
Rose Hill	26	33	59	23	28	51	49	90	139
Triolet	18	21	39	29	42	71	70	189	259
Vacoas	32	19	51	23	38	61	55	130	185
Workfare	15	13	28	22	21	43	481	350	831
Total	269	298	567	324	476	800	1,298	2,574	3,872

**Table17 - Change in the number of new unemployed registrants by educational attainment and sex ,
December 2023 - January 2024**

Education Level	Dec-23			Jan-24			Change		
	Male	Female	Both sexes	Male	Female	Both sexes	Male	Female	Both sexes
Education Nil+Std VI (failed)	28	49	77	80	66	146	52	17	69
Standard VI (passed)	17	20	37	26	31	57	9	11	20
Form I to V (including SC failed)	37	26	63	84	60	144	47	34	81
SC (including HSC failed)	29	40	69	44	89	133	15	49	64
HSC	11	20	31	22	34	56	11	14	25
Professional	11	14	25	13	18	31	2	4	6
Total	133	169	302	269	298	567	136	129	265

Table 18 - Number of new unemployed registrants by educational attainment, sex and age group, January 2024

Age group Education level	Male					Female					Both sexes				
	16 - 19	20 - 29	30 - 39	40+	Total	16 - 19	20 - 29	30 - 39	40+	Total	16 - 19	20 - 29	30 - 39	40+	Total
Education Nil+Std VI (failed)	18	21	15	26	80	17	16	14	19	66	35	37	29	45	146
Standard VI (passed)	11	8	3	4	26	9	10	5	7	31	20	18	8	11	57
Form I to V (including SC failed)	42	32	5	5	84	32	22	4	2	60	74	54	9	7	144
SC (including HSC failed)	12	26	3	3	44	37	39	8	5	89	49	65	11	8	133
HSC	1	20	1	0	22	0	32	1	1	34	1	52	2	1	56
Professional	0	12	1	0	13	0	15	2	1	18	0	27	3	1	31
Total	84	119	28	38	269	95	134	34	35	298	179	253	62	73	567

Table 19 - Number of new unemployed registrants by occupational group and sex, January 2024

Occupational group	Male	Female	Both sexes
Managers	2	5	7
Professionals	16	25	41
Technicians & Associate Professionals	21	27	48
Clerical support workers	33	77	110
Service & sales workers	51	59	110
Skilled agricultural, forestry & fishery workers	2	3	5
Craft & related trades workers	51	5	56
Plant & machine operators & assemblers	21	7	28
Elementary occupations	48	54	102
New workers seeking employment	24	36	60
Total	269	298	567

Table 20 - Number of IN EMPLOYMENT new registrants, re-registrants and those who reported for maintaining their registration by Employment Information Centre & sex, January 2024

Employment Information Centre	New registrants			Re-registrants			Those who reported for maintaining their registration		
	Male	Female	Both sexes	Male	Female	Both sexes	Male	Female	Both sexes
Curepipe	6	7	13	20	22	42	90	110	200
Flacq	15	7	22	65	50	115	512	475	987
Mahebourg	7	3	10	36	25	61	148	208	356
Goodlands	8	4	12	46	42	88	244	232	476
Port Louis	0	0	0	42	28	70	132	123	255
Quartier Militaire	15	4	19	35	39	74	204	228	432
Quatre Bornes	4	6	10	14	19	33	75	115	190
Riv. Des Anguilles	4	1	5	31	22	53	184	184	368
Riv. Du Rempart	3	4	7	14	14	28	136	132	268
Rose Belle	8	3	11	32	37	69	243	256	499
Rose Hill	1	2	3	15	22	37	75	68	143
Triolet	8	5	13	45	38	83	243	267	510
Vacoas	5	6	11	18	20	38	120	130	250
Workfare	0	0	0	0	0	0	0	0	0
Total	84	52	136	413	378	791	2,406	2,528	4,934

Table 21 - Number of Unemployed and In Employment jobseekers de-registered by EIC and sex, as at end of January 2024

EIC ¹	Unemployed			In Employment			Total		
	Male	Female	Both sexes	Male	Female	Both sexes	Male	Female	Both sexes
Curepipe	22	27	49	39	39	78	61	66	127
Flacq	76	149	225	120	105	225	196	254	450
Goodlands	50	68	118	81	52	133	131	120	251
Mahebourg	25	28	53	57	43	100	82	71	153
Port Louis	103	121	224	40	46	86	143	167	310
Quartier Militaire	36	66	102	71	54	125	107	120	227
Quatre Bornes	69	60	129	39	38	77	108	98	206
Riviere des Anguilles	31	57	88	54	35	89	85	92	177
Riviere du Rempart	24	34	58	27	25	52	51	59	110
Rose Belle	26	39	65	58	50	108	84	89	173
Rose Hill	78	71	149	37	34	71	115	105	220
Triolet	51	64	115	72	62	134	123	126	249
Vacoas	34	42	76	31	41	72	65	83	148
Workfare	0	0	0	0	0	0	0	0	0
Total	625	826	1,451	726	624	1,350	1,351	1,450	2,801

¹ Employment Information Centre

Table 22 - Number of vacancies notified in EICs¹ by industrial group and sex, January 2024

Industrial group	Male	Female	Either male or female	Total
Agriculture, hunting, forestry and fishing	312	84	210	606
Manufacturing	115	19	57	191
<i>of which: Textile</i>	5	0	3	8
<i>Wearing apparel</i>	5	5	26	36
Electricity, gas and water supply	0	0	0	0
Construction	15	0	2	17
Wholesale & retail trade; repair of m/vehicles, motorcycles & personal & household goods	215	20	86	321
Transport, storage and communications	67	6	12	85
Hotels and restaurants	193	15	580	788
Information Technology	0	2	2	4
Financial intermediation	0	0	1	1
Real estate, renting and business activities	2	4	32	38
Public Administration And Defence; Compulsory Social Security	0	0	0	0
Education	1	2	10	13
Health and social work	1	1	8	10
Other community, social and personal service activities	7	9	18	34
Private households with employed persons	2	19	7	28
Total	930	181	1,025	2,136

¹EICs - Employment Information Centres**Table 23 - Number of vacancies notified in the PRESS by industrial group and sex, January 2024**

Industrial group	Male	Female	Either male or female	Total
Agriculture, hunting, forestry and fishing	0	0	0	0
Manufacturing	0	0	13	13
Electricity, gas and water supply	0	0	0	0
Construction	0	0	1	1
Wholesale & retail trade; repair of m/vehicles, motorcycles & personal & household goods	0	0	1	1
Transportation and storage	0	0	15	15
Hotels and restaurants	0	0	0	0
Financial intermediation	0	0	0	0
Real estate, renting and business activities	0	0	0	0
Public Administration and Defence	0	0	12	12
Education	0	0	6	6
Health and social work	0	0	3	3
Other community, social and personal service activities	0	0	2	2
Total	0	0	53	53

Table 24 - Number of vacancies notified in the press and in EICs by industrial group and skill level, January 2024

Industrial group	Managers	Professionals	Technicians & associate professionals	Clerical support workers	Service workers & sales workers	Skilled agric., forestry & fishery workers	Craft & related trade workers	Plant & machine operators & assemblers	Elementary occupations	Total
Agriculture, hunting and forestry	3	0	73	18	138	20	67	118	169	606
Manufacturing	2	41	17	14	10	0	30	39	51	204
<i>of which : Textile</i>	0	0	0	1	0	0	0	0	7	8
<i>Wearing apparel</i>	1	0	0	9	1	0	0	19	6	36
Electricity, gas and water supply	0	0	0	0	0	0	0	0	0	0
Construction	0	0	1	2	0	0	12	3	0	18
Wholesale & retail trade; repair of motor vehicles, motorcycles & personal and household goods	0	5	3	39	19	3	27	142	84	322
Transport, storage & communications	1	0	1	34	3	0	5	30	26	100
Hotels & restaurants	2	18	30	34	336	4	79	2	283	788
Information technology	0	0	2	2	0	0	0	0	0	4
Financial intermediation	0	0	0	1	0	0	0	0	0	1
Real estate, renting and business activities	0	3	4	10	0	0	2	7	12	38
Public administration and defence; compulsory social security	3	1	7	0	0	0	0	1	0	12
Education	0	8	3	7	0	0	0	1	0	19
Health and social work	0	4	1	1	6	0	0	0	1	13
Other community, social and personal service activities	0	0	3	2	12	0	0	2	17	36
Private households with employed persons	0	0	0	0	12	0	0	2	14	28
Total	11	80	145	164	536	27	222	347	657	2,189

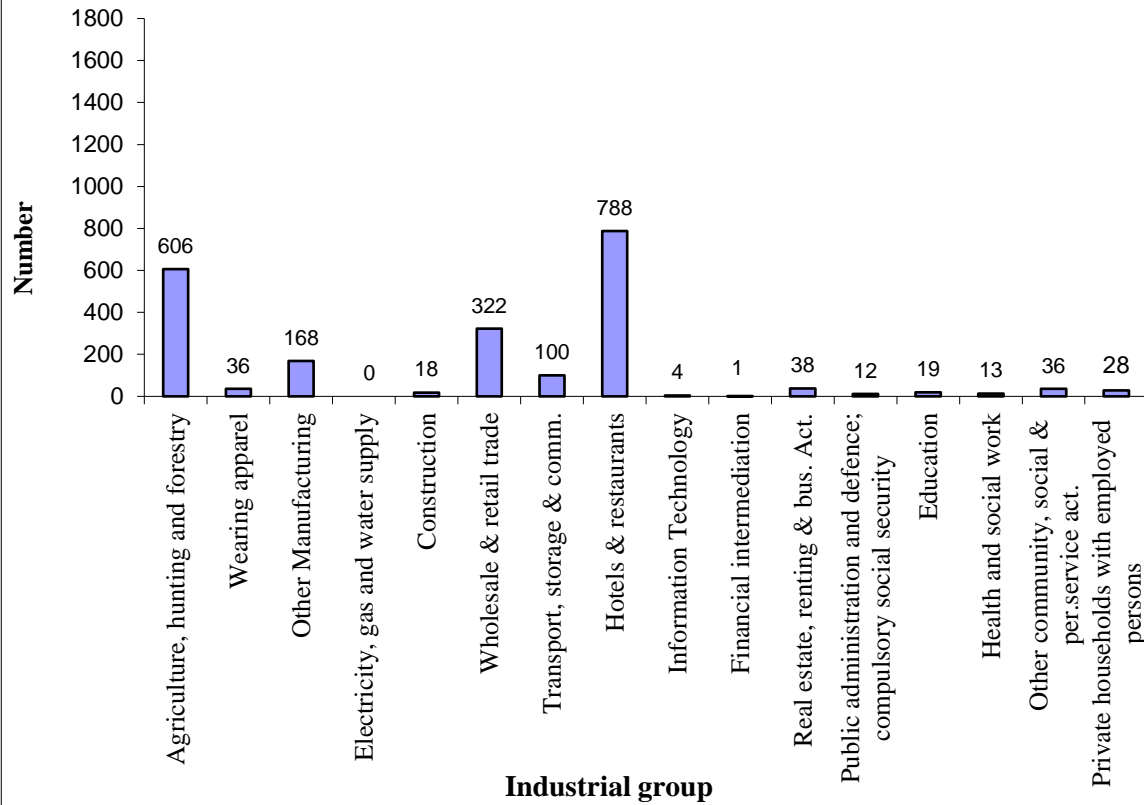
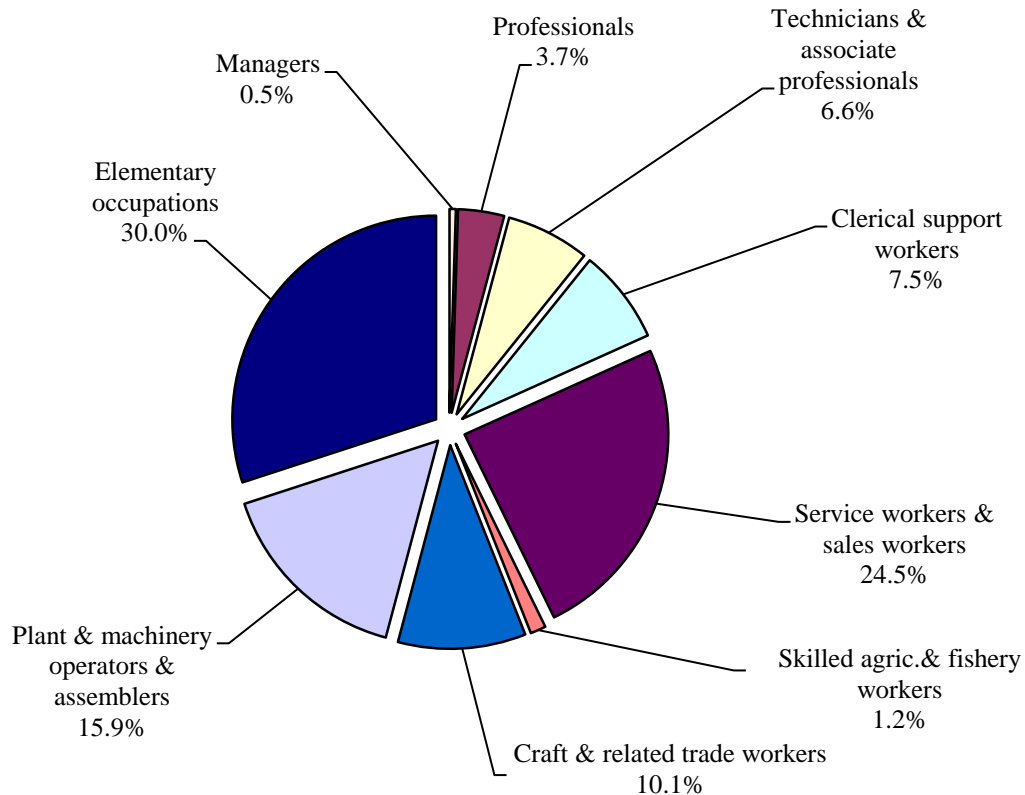
Figure 3 - Number of vacancies by industrial group, January 2024**Figure 4 - Distribution (%) of vacancies by skill level, January 2024**

Table 25 - Change in number of vacancies notified in the press and in EICs by industrial group, December 2023 - January 2024

Industrial group	December 2023	January 2024	Change
Agriculture, hunting and forestry	379	606	227
Manufacturing	89	204	115
<i>of which: Textiles</i>	0	8	8
<i>Wearing apparel</i>	21	36	15
Electricity, gas and water supply	25	0	-25
Construction	11	18	7
Wholesale & retail trade; repair of motor vehicles, motorcycles, personal and household goods	180	322	142
Transport, storage & communications	53	100	47
Hotels & restaurants	213	788	575
Information technology	1	4	3
Financial intermediation	15	1	-14
Real estate, renting and business activities	237	38	-199
Public administration and defence; compulsory social security	14	12	-2
Education	38	19	-19
Health & social work	24	13	-11
Other community, social and personal service activities	43	36	-7
Private households with employed persons	15	28	13
Total	1,337	2,189	852

**Table 26 - Number of placements effected under the Youth Employment Programme
(private sector) by industrial group and sex, January 2024**

Industrial group	Male	Female	Both sexes
Manufacturing	0	2	2
Construction	0	1	1
Wholesale and Retail Trade	3	0	3
Accommodation and food service activities	2	5	7
Information and communication	0	4	4
Financial and Insurance Activities	0	1	1
Professional, scientific and technical activities	8	4	12
Human Health and Social Activities	1	1	2
Other Service Activities	1	0	1
Total	15	18	33

Table 27 - Result of submission of candidates to employers for job placement effected in January 2024

Employment Information Centre	Vacancies	Applicants referred to employers	Declined offer	Failed to report to employer	Not selected	Result not yet known	Number placed	Placements for previous vacancies
Triolet	489	628	0	431	95	80	22	0
Riviere du Rempart	25	142	56	26	40	0	20	0
Goodlands	57	270	3	25	221	0	21	0
Port Louis	231	97	10	36	0	22	14	15
Rose Hill	54	47	11	0	6	0	30	0
Quatre Bornes	494	305	0	0	283	0	22	0
Vacoas	40	244	66	3	146	6	23	0
Curepipe	76	26	0	0	8	0	14	4
Quartier Militaire	290	475	82	82	131	156	21	3
Flacq	195	99	52	1	35	0	11	0
Rose Belle	20	297	0	0	275	0	22	0
Riviere Des Anguilles	77	151	17	6	100	11	17	0
Mahebourg	88	81	11	4	53	0	13	0
Total	2,136	2,862	308	614	1,393	275	250	22
Vacancies in the Public Sector	55	500	0	0	0	0	0	70
Grand Total	2,191	3,362	308	614	1,393	275	250	92

Table 28 - Number of placements effected by industrial group, occupation and sex, January 2024

Industrial group	Occupation	Male	Female	Both sexes
Agriculture	Accounts Clerk	0	1	1
	Sales Administrative Assistant	0	1	1
	Technician	0	1	1
	Sub Total	0	3	3
Manufacturing	Accounts Clerk	0	1	1
	Administrative Clerk	2	1	3
	Aluminium Worker	1	1	2
	Building Maintenance Handyman	1	0	1
	Cleaner	0	3	3
	Driver - Salesperson	1	0	1
	Driver, Private Car	3	0	3
	Factory Operator	0	1	1
	Food Processing Operator	2	0	2
	Helper	0	2	2
	Helper, Store	3	0	3
	Outdoor Sales Representative	1	0	1
	Packing Machine Operator / Packing Operator	0	1	1
	Process Operator	2	0	2
	Receptionist	0	2	2
	Safety and Health Officer	1	0	1
	Sales Representative	0	2	2
	Secretary	0	1	1
	Security Guard	2	0	2
	Skilled Machine Operator	1	0	1
	Store Clerk	0	1	1
	Storekeeper	1	0	1
	Sub Total	21	16	37
Construction	Building Construction Labourer	1	0	1
	Cleaner	0	8	8
	Helper	1	0	1
	Electrician	3	0	3
	Plumber and Pipe Fitter, General	1	0	1
	Sub Total	6	8	14
Wholesale & retail trade; repair of motor vehicles, motorcycles & personal and household goods	Accounts Clerk	0	1	1
	Administrative Clerk	0	2	2
	Automobile Mechanic, Petrol and Diesel	1	0	1
	Baker, General	1	0	1
	Car Valet	1	1	2
	Cashier	0	3	3
	Cleaner	0	2	2
	Cleaner, Building/Office	0	1	1
	Customer Care Officer	1	0	1
	Customer Service Clerk	0	1	1
	Dispenser	0	1	1

Table 28 (cont'd) - Number of placements effected by industrial group, occupation and sex, January 2024

Industrial group	Occupation	Male	Female	Both sexes
Wholesale & retail trade; repair of motor vehicles, motorcycles & personal and household goods (Cont'd)	Driver, Private Car	1	0	1
	Driver/Helper	4	0	4
	Driver - Salesperson	1	0	1
	Handyworker	1	0	1
	Helper	7	5	12
	Lorry Attendant	1	0	1
	Merchandiser, Clerk	1	0	1
	Salesperson, Retail Trade	2	15	17
	Shelves Worker	3	9	12
	Shop Assistant	1	1	2
	Storekeeper	3	0	3
	Trainee Accounts Clerk	0	5	5
	Sub Total	29	47	76
Transportation and Storage	Air Cargo Clerk	0	1	1
	Data Analytics Analyst	0	1	1
	Secretary	0	1	1
	Sub Total	0	3	3
Hotels and Restaurants	Administrative Clerk	0	1	1
	Cashier	0	5	5
	Cleaner	0	3	3
	Cleaner, Building/Office	0	1	1
	Cook	2	0	2
	Helper	2	0	2
	Hotel Receptionist	0	1	1
	Kitchen Helper	1	1	2
	Pastry Maker/Cook	0	1	1
	Porter, Luggage	2	0	2
	Security Guard	1	0	1
	Shop Assistant	1	2	3
	Spa Therapist	0	1	1
	Store Clerk	1	0	1
	Storekeeper	2	0	2
	Valet/Chambermaid, Hotel	2	4	6
	Waiter/Waitress, General	5	4	9
	Sub Total	19	24	43
Information and Communication	Customer Service Clerk	1	0	1
	English/French Content Moderator	0	1	1
	ICT / Computer Support Technician	1	1	2
	Telecommunications Engineering Technician	1	0	1
	Sub Total	3	2	5
Financial Intermediation	Accounts Clerk	2	5	7
	Data-Entry Clerk	0	1	1
	Insurance Agent	0	2	2
	Sub Total	2	8	10

Table 28 (cont'd) - Number of placements effected by industrial group, occupation and sex, January 2024

Industrial group	Occupation	Male	Female	Both sexes
Real estate, renting and business services	Accounts Clerk	0	2	2
	Administrative Clerk	0	1	1
	Apprentice Plumber	1	0	1
	Cashier	1	3	4
	Cleaner	1	6	7
	Cleaner, Building/Office	1	3	4
	Driver, Private Car	2	0	2
	Driver, Van, Light and Local Transport	1	0	1
	Helper	1	0	1
	Junior Administrator	1	0	1
	Laundry Attendant	0	1	1
	Office Attendant / Auxiliary	1	0	1
	Secretary	0	6	6
	Security Guard	2	1	3
	Teller, Tote	0	1	1
	Trainee Accounts Officer	2	1	3
	Sub Total	14	25	39
Education	Administrative Assistant	0	1	1
	Administrative Clerk	0	2	2
	Preprimary Teacher	0	4	4
	Sub Total	0	7	7
Health and Social Services	Accounts Clerk	0	1	1
	Administrative Clerk	0	1	1
	Carer, Home	0	1	1
	Cleaner, Building/Office	0	1	1
	Health Care Assistant	0	4	4
	Helper	1	1	2
	Kitchen Helper	0	1	1
	Medical Secretary	0	1	1
	Teacher, Special Education, Professional	0	1	1
	Sub Total	1	12	13
Private Households	Baby Sitter	0	2	2
	Child Carer	0	1	1
	Gardener	1	0	1
	Helper	1	0	1
	Housemaid	0	17	17
	Sub Total	2	20	22
Total EIC¹		97	175	272
NED ² : (a) Public Sector		49	21	70
(b) Workfare Programme		34	27	61
(c) Magazine de L'Emploi et des Metiers		78	3	81
(d) Job Management System		1	3	4
(e) Youth Employment Programme (Public & Private)		16	21	37
(f) Back to Work Programme		0	5	5

Table 28 (cont'd) - Number of placements effected by industrial group, occupation and sex, January 2024

Industrial group	Occupation	Male	Female	Both sexes
	(g) Dual Training Programme	4	4	8
	(h) Trainee Engineer Scheme (Public & Private)	3	1	4
	(i) Outward Labour Migration	0	0	0
Total NED		185	85	270
Grand Total		282	260	542

¹ Employment Information Centres² National Employment Department

WORK PERMITS & CERTIFICATES OF EXEMPTION



Table 29 - Number of NEW work permits issued by industrial group, occupation & sex, January 2024

Industrial Group	Occupation	Male	Female	Both sexes
Agriculture, Hunting and Forestry	Agricultural Labourer	1	0	1
	Bio - Farmer	10	0	10
	Breeds Animal Care Operator	1	0	1
	Chicken Farmer	2	0	2
	Electrician	1	0	1
	Farm Skilled Worker	23	0	23
	Fertilizer Machine Operator	1	0	1
	Field Crop Labourer	4	0	4
	Field Labourer	10	0	10
	Greenhouse Operator	8	0	8
	Labourer	14	0	14
	Machine Operator	1	0	1
	Poultry Farm Worker	5	0	5
	Sewing Machine Operator	1	0	1
	Sheltered Farming Scheme Workers	1	0	1
	Skilled Hydroponic Worker	3	0	3
	Sub Total	86	0	86
Manufacturing	Aluminium Assembler/Fixer	3	0	3
	Aluminium Fabricator And Installer	15	0	15
	Aluminium Worker	3	0	3
	Bakery Operator	42	0	42
	Blacksmith	1	0	1
	Cabinet Maker	31	0	31
	Carpenter	26	0	26
	Cnc Milling & Lathe Machine Operator	1	0	1
	Cook, General	1	0	1
	Cosmetic Brush Maker	0	6	6
	Diamond Setter	1	0	1
	Domestic Helpers And Cleaners, Nec	1	0	1
	Factory Operator	8	0	8
	Fish Cleaner	0	28	28
	Fish Cutter	10	0	10
	Food Processing Operator	1	0	1
	Graphic Designer	1	0	1
	High Precision Mechanic	2	0	2
	Lathe Machine Operator	1	0	1
	Machine Operator	79	10	89
	Machine Operator Biscuit Making	1	0	1
	Machine Operator Embroidery	1	0	1
	Machine Operator For Paints	2	0	2
	Machine Operator Wafer Machines	2	0	2
	Machine Operator, Blending, Wine And Spirits	1	0	1
	Machine Operator, Colour Film Developing	1	0	1
	Machine Operator, Drying, Laundry	1	0	1
	Machine Operator, Sewing	52	3	55

Table 29 (Cont'd)- Number of NEW work permits issued by industrial group, occupation & sex, January 2024

Industrial Group	Occupation	Male	Female	Both sexes
Manufacturing (Cont'd)	Machine Operator, Textiles	97	22	119
	Machine Operator, Wire Products	1	0	1
	Machinist	1	0	1
	Mechanic	3	0	3
	Mechanical & Electrical Technician	1	0	1
	Mender	0	2	2
	Metal Worker	4	0	4
	Mixer	3	0	3
	Motor Rewinder	1	0	1
	Moulding Machine Operator	2	0	2
	Packing Machine Operator	2	0	2
	Pastry Maker	8	4	12
	Plumber, General	1	0	1
	Pvc Machine Operator	5	0	5
	Raffia Polisher	1	0	1
	Sales Representative Technical	1	0	1
	Sewing Machine Mechanic	1	0	1
	Sheet Metal Worker	4	0	4
	Shoemaker	5	0	5
	Skilled Textile Machine Operator	1	0	1
	Skilled Worker	1	0	1
	Skilled Worker/Aluminium Fabricator	1	0	1
	Sorter Of Textile Waste	5	0	5
	Tailor	1	0	1
	Technician, Engineering, Diesel Motors And Engines	1	0	1
	Tig Welder	2	0	2
	Turner & Fitter	3	0	3
	Upholsterer	7	0	7
	Weaving Machine Operator	3	0	3
	Welder	7	0	7
	Welder, Mig	0	1	1
	Sub Total	461	76	537
Construction	Air Conditioning Technician	2	0	2
	Automobile Electrician	2	0	2
	Barbender	9	0	9
	Building Construction Labourer	1	0	1
	Cabinet Maker	2	0	2
	Carpenter	28	0	28
	Carpenter, General	1	0	1
	Cladding Technician	8	0	8
	Electrical Technician	2	0	2
	Electrician	10	0	10
	Electronic & Traffic Lights Computer Operator	1	1	2
	Electronic Technician	1	0	1
	Excavator Operator	2	0	2
	False Ceiling Fixer	4	0	4

Table 29 (Cont'd)- Number of NEW work permits issued by industrial group, occupation & sex, January 2024

Industrial Group	Occupation	Male	Female	Both sexes
Construction (Cont'd)	Fitter For Pipelines Works	1	0	1
	Furniture Carpenter	2	0	2
	General Mason	10	0	10
	Granite Technician	6	0	6
	Granite Technician & Polisher	1	0	1
	Granite Worker	1	0	1
	Heating & Cooling Technician	1	0	1
	Heavy Vehicle Driver	1	0	1
	Hvac Air Conditioning & Ventilation Technician	1	0	1
	Lift Technician	3	0	3
	Managing Supervisors In Construction, Nec	1	0	1
	Mason	68	0	68
	Plumber	10	0	10
	Plumber And Pipe Fitter	1	0	1
	Pole Electrician	5	0	5
	Rigger For Tank Works	1	0	1
	Skilled Mason	6	0	6
	Specialist Marble/Tiler	1	0	1
	Specialist Shutter, Hand	1	0	1
	Stone Employee	1	0	1
	Tile Setter	2	0	2
	Tiler	13	0	13
	Welder	3	0	3
	Welder Tig & Mig	2	0	2
	Sub Total	215	1	216
Wholesale and Retail Trade, Repair of Motor Vehicles, Motorcycles and Household Goods	Automobile Electrician	1	0	1
	Automobile Panel Beater	1	0	1
	Bakery Operator	11	0	11
	Cabinet Maker	3	0	3
	Coffee Operator	1	0	1
	Cold Room Attendant	3	0	3
	Cold Room Technician	1	0	1
	Commercial Packing Operator	1	0	1
	Electrician	6	0	6
	Embroiderer	1	0	1
	Factory Attendant	5	0	5
	Factory Operator	15	0	15
	Frigorist	7	0	7
	General Technician	4	0	4
	Heavy Equipment Service Mechanics	1	0	1
	Heavy Equipments Electrician	1	0	1
	Jeweller	1	0	1
	Mechanic	4	0	4
	Motor Mechanic	2	0	2
	Packing Machine Operator	70	0	70
	Panel Beater	1	0	1
	Pastry Maker	3	0	3
	Sales Demonstrator	16	0	16

Table 29 (Cont'd)- Number of NEW work permits issued by industrial group, occupation & sex, January 2024

Industrial Group	Occupation	Male	Female	Both sexes
Wholesale and Retail Trade, Repair of Motor Vehicles, Motorcycles and Household Goods (Cont'd)	Salesperson, Retail Trade	0	1	1
	Shelves Worker	17	10	27
	Tyre Person	1	0	1
	Welder	1	0	1
	Sub Total	178	11	189
Transport, Storage and Communications	Automobile Mechanic	1	0	1
	Cold Room Attendant	3	0	3
	Cold Room Technician	3	0	3
	Directors/Chief Executives, Nec	1	0	1
	Electrician, Heavy Vehicle	1	0	1
	Frigorist	4	0	4
	Hydraulic Technician	1	0	1
	Mechanic	3	0	3
	Refrigeration System Operator	5	0	5
	Sales Manager	0	1	1
	Sub Total	22	1	23
Hotels and Restaurants	Assistant Cook	5	0	5
	Carpenter	2	0	2
	Chef-Indian Cuisine	1	0	1
	Cook	17	0	17
	Fast Food Operator	1	0	1
	Indian Sweet Maker	1	0	1
	Maintenance Technician/Carpenter	5	0	5
	Marble Polisher	2	0	2
	Tandoor Cook	2	0	2
	Tile Setter	1	0	1
	Waiter	2	0	2
	Sub Total	39	0	39
Information Technology	Technical Engineer	1	0	1
	Sub Total	1	0	1
Real Estate, Renting and Business Activities	Director/Chief Executive, Corporate Organisation (Private Sector)	0	1	1
	Marketing Manager	1	0	1
	Production Manager, Manufacturing	0	1	1
	Works Manager	1	0	1
	Sub Total	2	2	4
Administrative and Support Activities	Call Centre Operator	1	0	1
	Electrician	3	0	3
	Hand Packer	1	0	1
	Landscaper	3	0	3
	Machine Operator	1	0	1
	Machine Operator(Extruder)	2	0	2

Table 29 (Cont'd)- Number of NEW work permits issued by industrial group, occupation & sex, January 2024

Industrial Group	Occupation	Male	Female	Both sexes
Administrative and Support Activities (Cont'd)	Packing Machine Operator	11	0	11
	Packing Operator	1	0	1
	Skilled Landscaping Worker	6	0	6
	Tree Loppers	10	0	10
	Sub Total	39	0	39
Education	Lab Technician	1	0	1
	Marketing And Communication Manager	0	1	1
	Sub Total	1	1	2
Health and social work	Aide Soignant (Garde Malade)	1	0	1
	Cook	1	0	1
	Nursing Officer	0	1	1
	Sub Total	2	1	3
Other community, social and personal service	Computer System Designers And Analysts, Nec	0	1	1
	Football Player	7	0	7
	Hindu Priest	1	0	1
	Make Up Artists And Massage Therapist	0	2	2
	Musician (Tavil)	1	0	1
	Musician(Nadeshwaram)	1	0	1
	Pastor	1	0	1
	Priest	1	0	1
	Professional Dravidian Musician (Adheena Nadaswara Vidwan)	1	0	1
	Senior Administrator Of Hindu Religious Organisation	2	0	2
	Senior Administrator Of Muslim Religious Organisation	1	0	1
	Spa Therapist	0	1	1
	Tamil Priest	1	0	1
	Sub Total	17	4	21
Private Household with employed persons	Carer	15	11	26
	Carpenter, General	1	0	1
	Cook	2	1	3
	Sub Total	18	12	30
Total		1,081	109	1,190

Table 30 - Number of work permits RENEWED by industrial group, occupation & sex, January 2024

Sector	Occupation	Male	Female	Both sexes
Agriculture, hunting and forestry	Field Crop Farmer, General	2	1	3
	Green House And Budding Operator	1	0	1
	Nursery Skilled Worker	1	0	1
	Plant Operator Fertilizer, Manufacturing	1	0	1
	Sub Total	5	1	6
Manufacturing	Agricultural Scientist	1	0	1
	Air Conditioner Installer	1	0	1
	Apprentice, Air Conditioning And Refrigeration	2	0	2
	Blacksmith, General	1	0	1
	Brigadier	1	0	1
	Brush Maker, Hand	0	1	1
	Cabinet Maker	5	0	5
	Cabinet Makers And Related Workers, Nec	4	0	4
	Carpenter, General	17	0	17
	Cook, Indian Cuisine	1	0	1
	Electrical Technician Trainee	1	0	1
	Electrician, General	7	0	7
	Fast Food Operators	2	0	2
	Finishing Operator	0	1	1
	Fish Cutter	9	41	50
	Industrial-Machinery Mechanics And Fitters, Nec	1	0	1
	Jeweller, General	1	0	1
	Knitting Machine Operator, Garment	1	0	1
	Knitting-Machine Setter	2	0	2
	Lacquerers And Spray Painters, Nec	1	0	1
	Looping Machine Operator	2	0	2
	Machine Operator, Bakery Products	4	0	4
	Machine Operator, Colour Film Developing	1	0	1
	Machine Operator, Fabric Dyeing	1	0	1
	Machine Operator, Printing General	1	0	1
	Machine Operator, Sewing	171	68	239
	Machine Operator, Spinning, Thread And Yarn	16	0	16
	Machinery-Fitter, General	1	0	1
	Mixer, Bread, Dough	1	0	1
	Motor-Cycle Mechanic, Petrol And Diesel	1	0	1
	Nurse Educator, Associate Professional	1	0	1
	Nursing Superintendent	0	3	3

Table 30 (Cont'd) - Number of work permits RENEWED by industrial group, occupation & sex, January 2024

Sector	Occupation	Male	Female	Both sexes
Manufacturing (Cont'd)	Other Electrical And Electronic Equipment Fitters, Installers And Repairers	1	0	1
	Painter, Artist	2	0	2
	Pastry Maker	2	0	2
	Plastic Injection Moulding Machine Operator	1	0	1
	Plumber, General	3	0	3
	Poultry Farmer	3	0	3
	Site Technician	7	0	7
	Spinner, Metal	2	0	2
	Spinner, Thread And Yarn	31	0	31
	Supervisor And Foreman, Garment Manufacturing	1	0	1
	Supervisor And Foreman, Textile Manufacturing	1	0	1
	Supervisor And General Foreman, Textile Products Treating	1	0	1
	Supervisor, Panel Checking	2	0	2
	Upholsterer, General	1	0	1
	Wooden Furniture Finisher	2	0	2
	Working Proprietor, Metal Works & Fabrication	1	0	1
	Sub Total	319	114	433
Construction	Aluminium Fabricator	1	0	1
	Apprentice, Machinery Assembler	1	0	1
	Barbender	22	0	22
	Bricklayer, Construction	1	0	1
	Bricklayers, Stonemasons, Floor Layers And Tile Setters, Nec	12	0	12
	Building Painter	3	0	3
	Cabinet Maker	1	0	1
	Carpenter, General	86	0	86
	Carpenters And Joiners, Nec	1	0	1
	Concrete Shutterer	1	0	1
	Construction Carpenter	16	0	16
	Construction Joiner	1	0	1
	Cooks, Nec	2	0	2
	Crane Operator	1	0	1
	Ductman	3	0	3
	Electrical Engineering Technician General	1	0	1
	Electrician, General	10	0	10
	Engineer Electrical	1	0	1
	Floor Layers And Tile Setters, Nec	14	0	14

Table 30 (Cont'd) - Number of work permits RENEWED by industrial group, occupation & sex, January 2024

Sector	Occupation	Male	Female	Both sexes
Construction (cont'd)	Mason, General	123	0	123
	Mason, Monument	3	0	3
	Mechanic, Construction Machinery	1	0	1
	Mechanical Engineering Technician, General	1	0	1
	Plumber, General	25	0	25
	Radar Technician	1	0	1
	Sheet-Metal Worker, General	2	0	2
	Site Technician	2	0	2
	Steel Fixer	15	0	15
	Stonemason, Construction	3	0	3
	Supervisor And Foreman, Building Construction	3	0	3
	Supervisor And Foreman, Road Construction	2	0	2
	Supervisor, Construction Labourers	2	0	2
	Tile Setter	7	0	7
	Welder, Mig	11	0	11
	Sub Total	379	0	379
Wholesale and retail trade, repair of motor vehicles, motorcycles and personal and household goods	Baker, General	2	0	2
	Bakers, Pastry Cooks And Confectionery And Snack Makers, Nec	1	0	1
	Cleaner, Car And Bus	3	0	3
	Executive Pastry Chef	1	0	1
	Executive Pastry Chef	2	0	2
	Heating, Ventilation And Refrigeration Engineering Technician	2	0	2
	Machine Operator, Bakery Products	8	0	8
	Mechanical Engineer, Motors And Engines (Except Marine)	1	0	1
	Motor Vehicle Mechanics And Repairers, Nec	5	0	5
	Pastry Maker	3	0	3
	Pesticides Handler	1	0	1
	Technician, Telephones	1	0	1
	Workshop Supervisor	1	0	1
	Sub Total	31	0	31
Transport and Storage	Call Centre Operator	11	17	28
	Welder, Mig	2	0	2
	Sub Total	13	17	30

Table 30 (Cont'd) - Number of work permits RENEWED by industrial group, occupation & sex, January 2024

Sector	Occupation	Male	Female	Both sexes
Hotels and Restaurants	Cook, Indian Cuisine	1	0	1
	Snack Maker	1	0	1
	Sub Total	2	0	2
Real Estate, Renting and Business Activities	Machine Operator, Printing, Photography	2	0	2
	Sub Total	2	0	2
Health and Social Work Activities	Cook, Indian Cuisine	2	0	2
	Laboratory Technician, Chemical Laboratory	2	0	2
	Managing Supervisor, Beauty Salon;	0	1	1
	Nursing Officer	3	0	3
	Specialised Nurse	0	1	1
	Sub Total	7	2	9
Other community, social and Personal Service	Football Player	1	0	1
	Sculptor	4	0	4
	Sub Total	5	0	5
Private Household With Employed Persons	Carer	1	0	1
	Sub Total	1	0	1
Total		764	134	898

Table 31 - Number of new work permits issued and renewed work permits by country of origin & sex, January 2024

Country	New			Renewed			Grand Total
	Male	Female	Both sexes	Male	Female	Both sexes	
Algeria	1	0	1	0	0	0	1
Bangladesh	9	2	11	306	88	394	405
Botswana	0	0	0	1	0	1	1
Cameroon	1	1	2	0	0	0	2
China	1	0	1	7	0	7	8
France	1	1	2	0	0	0	2
Guinea	2	0	2	0	0	0	2
India	423	6	429	342	2	344	773
Ivory Coast	1	0	1	0	0	0	1
Kenya	1	0	1	0	0	0	1
Madagascar	253	43	296	41	43	84	380
Mozambique	4	0	4	1	0	1	5
Nepal	353	25	378	60	0	60	438
Nigeria	1	0	1	1	0	1	2
Pakistan	2	0	2	0	0	0	2
South Africa	1	3	4	0	0	0	4
Sri Lanka	26	26	52	5	1	6	58
Tanzania	1	0	1	0	0	0	1
Zimbabwe	0	2	2	0	0	0	2
Total	1,081	109	1,190	764	134	898	2,088

Table 32 - Number of new and renewed work permits by industrial group & sex, January 2024

Industrial group	New			Renewed			Total		
	Male	Female	Both sexes	Male	Female	Both sexes	Male	Female	Both sexes
Agriculture, Hunting, Forestry and Fishing	86	0	86	5	1	6	91	1	92
Manufacturing	461	76	537	319	114	433	780	190	970
Construction	215	1	216	379	0	379	594	1	595
Wholesale And Retail Trade, Repair Of Motor Vehicles, Motorcycles And Personal And Household Goods	178	11	189	31	0	31	209	11	220
Transport, Storage and Communication	22	1	23	13	17	30	35	18	53
Hotels and Restaurants	39	0	39	2	0	2	41	0	41
Information Technology	1	0	1	0	0	0	1	0	1
Real Estate, Renting And Business Activities	2	2	4	2	0	2	4	2	6
Administrative and Support Activities	39	0	39	0	0	0	39	0	39
Education	1	1	2	0	0	0	1	1	2
Health And Social Work	2	1	3	7	2	9	9	3	12
Other Community, Social And Personal Service	17	4	21	5	0	5	22	4	26
Private Households With Employed Persons	18	12	30	1	0	1	19	12	31
Total	1,081	109	1,190	764	134	898	1,845	243	2,088

Figure 5 - Distribution (%) of new work permits & renewed work permits by country of origin, January 2024

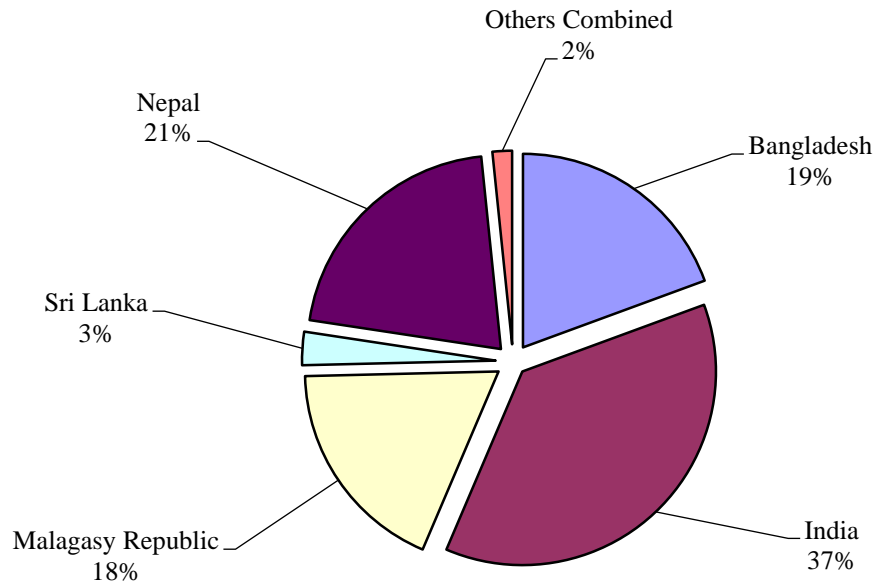


Figure 6 - Number of new work permits & renewed work permits by industrial group, January 2024

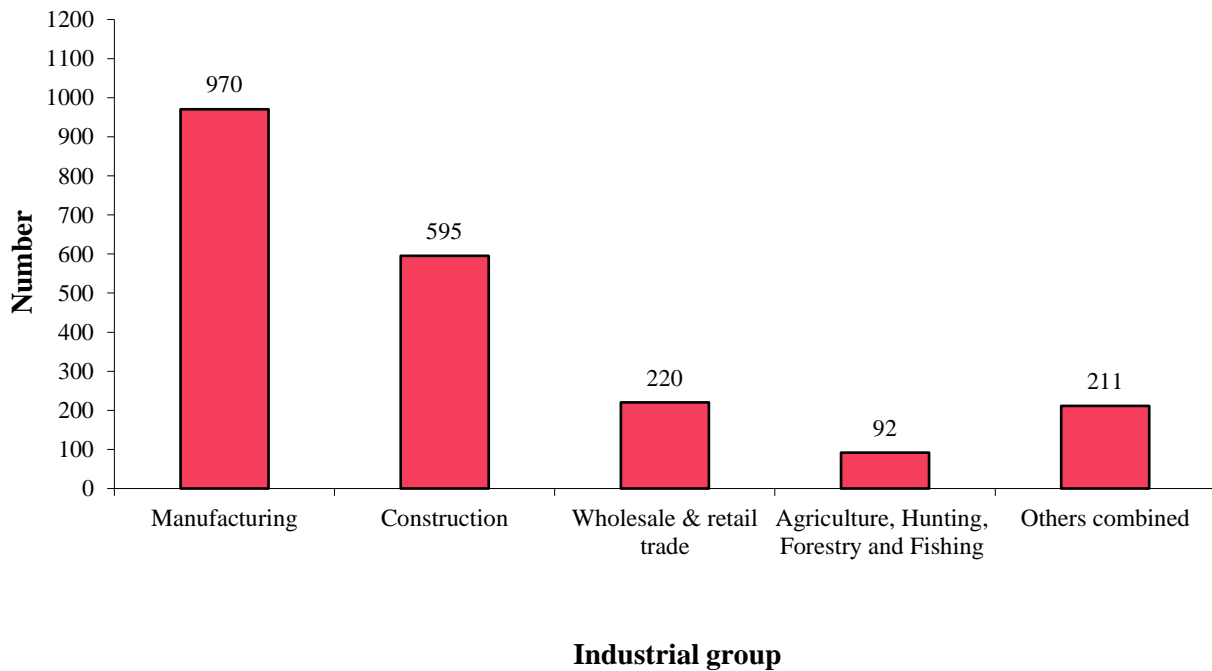


Table 33 - Number of certificates of exemption issued and renewed by country of origin & sex, January 2024

Country	New	Renewed	Grand Total
Bangladesh	10	6	16
China	1	0	1
Egypt	1	0	1
France	4	2	6
India	217	389	606
Indonesia	8	0	8
Italy	0	1	1
Japan	0	1	1
Korea	1	0	1
Madagascar	30	0	30
Malawi	2	0	2
Namibia	1	0	1
Nepal	278	0	278
Nigeria	1	0	1
Tanzania	1	0	1
United Kingdom	1	0	1
Total	556	399	955

Table 34 - Number of valid work permits and certificates of exemption by industrial group & sex, as at end of January 2024

Industrial group	Valid Work Permits			Certificates of Exemption			Grand Total		
	Male	Female	Both sexes	Male	Female	Both sexes	Male	Female	Both sexes
Agriculture, Hunting, Forestry and Fishing	1,132	11	1,143	268	0	268	1,400	11	1,411
Mining And Quarrying	3	0	3	0	0	0	3	0	3
Manufacturing	16,538	4,117	20,655	1	0	1	16,539	4,117	20,656
Electricity, Gas And Water Supply	5	0	5	0	0	0	5	0	5
Construction	6,559	18	6,577	5,396	2	5,398	11,955	20	11,975
Wholesale And Retail Trade, Repair Of Motor Vehicles, Motorcycles And Personal And Household Goods	1,934	48	1,982	0	0	0	1,934	48	1,982
Transport, Storage And Communications	208	115	323	2	0	2	210	115	325
Hotels And Restaurants	577	40	617	0	1	1	577	41	618
Information Technology	24	5	29	0	0	0	24	5	29
Financial Intermediation	30	6	36	13	15	28	43	21	64
Real Estate, Renting And Business Activities	239	19	258	0	0	0	239	19	258
Administrative and Support	167	81	248	0	0	0	167	81	248
Public Administration And Defence; Compulsory Social Security	3	3	6	138	33	171	141	36	177
Education	15	14	29	44	43	87	59	57	116
Health And Social Work	111	89	200	2	0	2	113	89	202
Other Community, Social And Personal Service	505	98	603	24	13	37	529	111	640
Private Households With Employed Persons	120	103	223	0	1	1	120	104	224
Extra-territorial Organisations and Bodies	0	0	0	30	31	61	30	31	61
Total	28,170	4,767	32,937	5,918	139	6,057	34,088	4,906	38,994

Table 35 (Cont'd) - Number of valid work permits and certificates of exemption by country of origin & sex, as at end of January 2024

Country of origin	Valid Work Permits			Certificates of exemption			Grand Total		
	Male	Female	Both sexes	Male	Female	Both sexes	Male	Female	Both sexes
Malagasy Republic	3,584	1,238	4,822	217	0	217	3,801	1,238	5,039
Malawi	0	0	0	2	0	2	2	0	2
Malaysia	0	3	3	0	0	0	0	3	3
Morocco	3	3	6	0	0	0	3	3	6
Mozambique	126	0	126	1	1	2	127	1	128
Namibia	1	0	1	1	0	1	2	0	2
Nauru	1	0	1	0	0	0	1	0	1
Nepal	2,836	68	2,904	2,046	0	2,046	4,882	68	4,950
Nicaragua	1	0	1	0	0	0	1	0	1
Nigeria	9	1	10	1	1	2	10	2	12
Oman	1	0	1	0	0	0	1	0	1
Pakistan	16	2	18	0	0	0	16	2	18
Philippines	8	13	21	0	0	0	8	13	21
Poland	2	0	2	0	0	0	2	0	2
Romania	0	0	0	1	0	1	1	0	1
Russia	0	1	1	4	0	4	4	1	5
Rwanda	0	0	0	1	3	4	1	3	4
Senegal	1	0	1	0	0	0	1	0	1
Serbia	0	0	0	1	0	1	1	0	1
Seychelles	1	1	2	2	0	2	3	1	4
Singapore	0	1	1	0	0	0	0	1	1
Slovakia	0	1	1	0	0	0	0	1	1
Slovenia	1	0	1	0	0	0	1	0	1
South Africa	18	11	29	8	4	12	26	15	41
South Korea	1	0	1	0	0	0	1	0	1
Spain	1	0	1	0	0	0	1	0	1
Sri Lanka	369	283	652	12	0	12	381	283	664
Swaziland	0	0	0	0	2	2	0	2	2
Switzerland	0	0	0	0	0	0	0	0	0
Taiwan	2	0	2	2	0	2	4	0	4
Tanzania	3	1	4	6	0	6	9	1	10
Thailand	1	4	5	0	0	0	1	4	5
Tunisia	1	1	2	0	0	0	1	1	2
Uganda	0	2	2	3	1	4	3	3	6
United Kingdom	4	0	4	7	1	8	11	1	12
United States of America	1	1	2	5	1	6	6	2	8
Vietnam	1	1	2	0	0	0	1	1	2
Yemen	2	0	2	0	0	0	2	0	2
Zambia	0	1	1	0	0	0	0	1	1
Zimbabwe	33	4	37	1	0	1	34	4	38
Total	28,170	4,767	32,937	5,918	139	6,057	34,088	4,906	38,994

Table 36 - Number of valid work permits and certificates of exemption (more than 50) by occupation & sex, as at end of January 2024

Occupation	Male	Female	Total
Aluminium Fabricator	259	0	259
Bakery Operator	247	4	251
Barbender	337	0	337
Barbender Grade II	84	0	84
Block Mason Grade 2	101	0	101
Cabinet Maker	694	1	695
Call Centre Operator	97	143	240
Carer	65	60	125
Carpenter	317	0	317
Carpenter Grade I	253	0	253
Carpenter Grade II	915	0	915
Carpenter, General	981	1	982
Concrete Shutterer	97	0	97
Construction Carpenter	148	0	148
Cook	126	2	128
Cook, Hotel/Restaurant	112	3	115
Cook, Indian Cuisine	132	4	136
Electrician	91	0	91
Electrician Grade II	76	0	76
Electrician, General	313	0	313
Factory Mechanic Operator, Sugar Processing	90	0	90
Factory Operator	162	0	162
Field Labourer	73	0	73
Fish Cleaner	2	243	245
Fish Cutter	641	903	1,544
Fisherman	129	0	129
Frigorist	70	0	70
Gas And Electric Welder, General	91	0	91
Green House And Budding Operator	116	0	116
Helper	91	0	91
Housemaid	46	17	63
Jeweller, General	68	0	68
Knitting Machine Operator, Garment	54	0	54
Machine Operator	325	27	352
Machine Operator, Bakery Products	634	3	637
Machine Operator, Colour Film Developing	503	278	781
Machine Operator, Drying, Laundry	67	0	67
Machine Operator, Fish Processing	41	26	67
Machine Operator, Packing	508	3	511

Table 36 (Cont'd) - Number of valid work permits and certificates of exemption (more than 50) by occupation & sex, as at end of January 2024

Occupation	Male	Female	Total
Machine Operator, Sewing	7876	2113	9,989
Machine Operator, Spinning, Thread And Yarn	241	0	241
Machine Operator, Textile Printing	48	11	59
Machine Operator, Textiles	981	235	1,216
Mason	715	1	716
Mason Grade I	312	0	312
Mason Grade 2	1374	0	1,374
Mason, General	1686	3	1,689
Mason, Monument	60	0	60
Nursing Officer	36	44	80
Pastry Maker	315	7	322
Plasterer Grade 2	204	0	204
Plumber	72	0	72
Plumber, General	203	0	203
Poultry Farm Worker (Unskilled)	65	0	65
Poultry Farmer	85	0	85
Scaffolder Grade 2	71	0	71
Senior Administrator Of Christian Religious Organisation	37	27	64
Sewing Machine Operator	110	112	222
Skilled Mason	95	0	95
Skilled Worker Grade II	80	0	80
Spinner, Thread And Yarn	213	2	215
Spinning Machine Operator	84	0	84
Steel Fixer	409	1	410
Steel Fixer Grade 1	89	0	89
Steel Fixer Grade 2	431	0	431
Sugar Cane Field Labourer	51	0	51
Supervisor, Call Centre	14	42	56
Tile Setter	128	0	128
Unskilled Worker	175	0	175
Unskilled Worker Grade II	183	0	183
Upholsterer	73	2	75
Upholsterer, General	70	0	70
Weaving And Knitting Machine Operators, Nec	73	0	73
Welder	63	0	63
Welder, Mig	225	1	226
Welders And Flame-Cutters, Nec	50	0	50
<i>Others</i>	7935	587	8,522
Total	34088	4906	38,994

Table 37 - Number of valid work permits and certificates of exemption by industrial group, country of origin & sex, as at end of January 2024

Industrial Group	Country Name	Valid Work Permits			Certificates of Exemption			Grand Total		
		Male	Female	Total	Male	Female	Total	Male	Female	Total
Agriculture, Forestry And Fishing	Bangladesh	344	0	344	0	0	0	344	0	344
	Belgium	0	1	1	0	0	0	0	1	1
	Ethiopia	2	0	2	0	0	0	2	0	2
	Germany	0	0	0	1	0	1	1	0	1
	India	397	1	398	2	0	2	399	1	400
	Indonesia	0	0	0	44	0	44	44	0	44
	Kenya	29	0	29	0	0	0	29	0	29
	Madagascar	229	9	238	201	0	201	430	9	439
	Nepal	129	0	129	0	0	0	129	0	129
	South Africa	0	0	0	6	0	6	6	0	6
	Sri Lanka	0	0	0	12	0	12	12	0	12
	Taiwan	2	0	2	2	0	2	4	0	4
	Sub Total	1132	11	1143	268	0	268	1400	11	1411
Mining And Quarrying	Bangladesh	1	0	1	0	0	0	1	0	1
	Madagascar	2	0	2	0	0	0	2	0	2
	Sub Total	3	0	3	0	0	0	3	0	3
Manufacturing	Bangladesh	7105	2452	9557	0	0	0	7105	2452	9557
	Burkina Faso	1	0	1	0	0	0	1	0	1
	China	16	7	23	0	0	0	16	7	23
	France	1	1	2	1	0	1	2	1	3
	Germany	0	1	1	0	0	0	0	1	1
	Honduras	0	1	1	0	0	0	0	1	1
	India	5506	186	5692	0	0	0	5506	186	5692
	Indonesia	1	0	1	0	0	0	1	0	1
	Iran	1	0	1	0	0	0	1	0	1
	Italy	0	2	2	0	0	0	0	2	2
	Ivory Coast	4	0	4	0	0	0	4	0	4
	Kenya	39	230	269	0	0	0	39	230	269
	Laos	0	1	1	0	0	0	0	1	1
	Madagascar	2564	894	3458	0	0	0	2564	894	3458
	Morocco	0	2	2	0	0	0	0	2	2
	Mozambique	3	0	3	0	0	0	3	0	3
	Nauru	1	0	1	0	0	0	1	0	1
	Nepal	935	55	990	0	0	0	935	55	990
	Nigeria	1	0	1	0	0	0	1	0	1
	Pakistan	0	1	1	0	0	0	0	1	1
	Philippines	1	1	2	0	0	0	1	1	2
	South Africa	1	0	1	0	0	0	1	0	1
	Sri Lanka	350	283	633	0	0	0	350	283	633
	Tanzania	1	0	1	0	0	0	1	0	1
	Zimbabwe	7	0	7	0	0	0	7	0	7
	Sub Total	16538	4117	20655	1	0	1	16539	4117	20656
Electricity, Gas And Water Supply	Bangladesh	5	0	5	0	0	0	5	0	5
	Sub Total	5	0	5	0	0	0	5	0	5
Construction	Australia	0	0	0	1	0	1	1	0	1
	Bangladesh	731	1	732	61	0	61	792	1	793
	Cape Verde Islands	2	0	2	0	0	0	2	0	2
	China	75	8	83	22	0	22	97	8	105
	Colombia	1	0	1	0	0	0	1	0	1
	Comoros	0	1	1	0	0	0	0	1	1
	France	1	0	1	1	2	2	2	1	3
	Ghana	3	0	3	0	0	0	3	0	3
	Guinea-Bissau	13	0	13	0	0	0	13	0	13
	India	4210	5	4215	3281	1	3282	7491	6	7497
	Indonesia	0	2	2	0	0	0	0	2	2
	Madagascar	200	1	201	10	0	10	210	1	211
	Mozambique	123	0	123	0	0	0	123	0	123
	Namibia	1	0	1	0	0	0	1	0	1
	Nepal	1192	0	1192	2019	0	2019	3211	0	3211
	Nicaragua	1	0	1	0	0	0	1	0	1
	Nigeria	1	0	1	0	0	0	1	0	1
	Senegal	1	0	1	0	0	0	1	0	1
	South Africa	2	0	2	1	0	1	3	0	3
	Sri Lanka	2	0	2	0	0	0	2	0	2
	Sub Total	6559	18	6577	5396	2	5398	11955	20	11975
Wholesale And Retail Trade, Repair Of Motor Vehicles, Motorcycles And Personal And Household Goods	Bangladesh	902	2	904	0	0	0	902	2	904
	Cameroon	0	1	1	0	0	0	0	1	1
	China	3	0	3	0	0	0	3	0	3
	France	2	0	2	0	0	0	2	0	2
	Germany	1	0	1	0	0	0	1	0	1
	Ghana	1	0	1	0	0	0	1	0	1
	India	383	3	386	0	0	0	383	3	386
	Indonesia	12	0	12	0	0	0	12	0	12
	Italy	1	0	1	0	0	0	1	0	1

Table 37 (Cont'd) - Number of valid work permits and certificates of exemption by industrial group, country of origin & sex, as at end of January 2024

Industrial Group	Country Name	Valid Work Permits			Certificates of Exemption			Grand Total		
		Male	Female	Total	Male	Female	Total	Male	Female	Total
Wholesale And Retail Trade, Repair Of Motor Vehicles, Motorcycles And Personal And Household Goods (Cont'd)	Kenya	3	0	3	0	0	0	3	0	3
	Madagascar	219	36	255	0	0	0	219	36	255
	Morocco	0	1	1	0	0	0	0	1	1
	Nepal	400	2	402	0	0	0	400	2	402
	Nigeria	2	0	2	0	0	0	2	0	2
	Pakistan	2	1	3	0	0	0	2	1	3
	Philippines	0	1	1	0	0	0	0	1	1
	Singapore	0	1	1	0	0	0	0	1	1
	South Africa	1	0	1	0	0	0	1	0	1
	Spain	1	0	1	0	0	0	1	0	1
	Yemen	1	0	1	0	0	0	1	0	1
	Sub Total	1934	48	1982	0	0	0	1934	48	1982
Transport, Storage And Communications	Bangladesh	27	0	27	0	0	0	27	0	27
	Belgium	1	0	1	0	0	0	1	0	1
	China	1	0	1	0	0	0	1	0	1
	Djibouti	0	1	1	0	0	0	0	1	1
	France	0	1	1	0	0	0	0	1	1
	India	43	0	43	0	0	0	43	0	43
	Indonesia	0	0	0	2	0	2	2	0	2
	Korea	1	0	1	0	0	0	1	0	1
	Madagascar	113	113	226	0	0	0	113	113	226
	Nepal	20	0	20	0	0	0	20	0	20
	Slovenia	1	0	1	0	0	0	1	0	1
	South Korea	1	0	1	0	0	0	1	0	1
	Sub Total	208	115	323	2	0	2	210	115	325
Hotels And Restaurants	Algeria	0	1	1	0	0	0	0	1	1
	Bangladesh	71	0	71	0	0	0	71	0	71
	Belgium	1	0	1	0	0	0	1	0	1
	China	9	0	9	0	0	0	9	0	9
	Egypt	1	0	1	0	0	0	1	0	1
	France	1	0	1	0	1	1	1	1	2
	Germany	0	1	1	0	0	0	0	1	1
	Hong Kong	1	0	1	0	0	0	1	0	1
	India	310	6	316	0	0	0	310	6	316
	Indonesia	0	3	3	0	0	0	0	3	3
	Madagascar	37	14	51	0	0	0	37	14	51
	Malaysia	0	1	1	0	0	0	0	1	1
	Morocco	1	0	1	0	0	0	1	0	1
	Nepal	100	3	103	0	0	0	100	3	103
	Nigeria	1	0	1	0	0	0	1	0	1
	Pakistan	1	0	1	0	0	0	1	0	1
	Philippines	2	1	3	0	0	0	2	1	3
	Russia	0	1	1	0	0	0	0	1	1
	South Africa	6	2	8	0	0	0	6	2	8
	Sri Lanka	6	0	6	0	0	0	6	0	6
	Thailand	1	4	5	0	0	0	1	4	5
	Tunisia	1	1	2	0	0	0	1	1	2
	Vietnam	1	1	2	0	0	0	1	1	2
	Zimbabwe	26	1	27	0	0	0	26	1	27
	Sub Total	577	40	617	0	1	1	577	41	618
Information Technology	Bangladesh	6	0	6	0	0	0	6	0	6
	France	5	2	7	0	0	0	5	2	7
	Germany	1	0	1	0	0	0	1	0	1
	India	4	2	6	0	0	0	4	2	6
	Madagascar	3	0	3	0	0	0	3	0	3
	Morocco	2	0	2	0	0	0	2	0	2
	Philippines	0	1	1	0	0	0	0	1	1
	Sri Lanka	1	0	1	0	0	0	1	0	1
	Tanzania	1	0	1	0	0	0	1	0	1
	United Kingdom	1	0	1	0	0	0	1	0	1
	Sub Total	24	5	29	0	0	0	24	5	29
Financial Intermediation	Botswana	0	0	0	0	1	1	0	1	1
	Burundi	0	0	0	0	2	2	0	2	2
	Canada	0	0	0	0	1	1	0	1	1
	Djibouti	0	0	0	0	1	1	0	1	1
	Ethiopia	0	0	0	1	0	1	1	0	1
	France	0	0	0	2	4	6	2	4	6
	India	26	6	32	0	0	0	26	6	32
	Kenya	0	0	0	1	0	1	1	0	1
	Madagascar	0	0	0	4	0	4	4	0	4
	Mozambique	0	0	0	1	1	2	1	1	2
	Oman	1	0	1	0	0	0	1	0	1
	Rwanda	0	0	0	0	3	3	0	3	3
	Seychelles	0	0	0	1	0	1	1	0	1

Table 37 (Cont'd) - Number of valid work permits and certificates of exemption by industrial group, country of origin & sex, as at end of January 2024

Industrial Group	Country Name	Valid Work Permits			Certificates of Exemption			Grand Total		
		Male	Female	Total	Male	Female	Total	Male	Female	Total
Financial Intermediation (Cont'd)	South Africa	0	0	0	0	1	1	0	1	1
	Sri Lanka	3	0	3	0	0	0	3	0	3
	Swaziland	0	0	0	0	1	1	0	1	1
	United States Of America	0	0	0	2	0	2	2	0	2
	Zimbabwe	0	0	0	1	0	1	1	0	1
	Sub Total	30	6	36	13	15	28	43	21	64
Real Estate, Renting And Activities	Bangladesh	98	1	99	0	0	0	98	1	99
	Belgium	0	2	2	0	0	0	0	2	2
	Cameroon	0	1	1	0	0	0	0	1	1
	China	2	1	3	0	0	0	2	1	3
	France	3	3	6	0	0	0	3	3	6
	Germany	1	0	1	0	0	0	1	0	1
	Ghana	1	0	1	0	0	0	1	0	1
	India	110	2	112	0	0	0	110	2	112
	Madagascar	18	5	23	0	0	0	18	5	23
	Malaysia	0	1	1	0	0	0	0	1	1
	Pakistan	2	0	2	0	0	0	2	0	2
	South Africa	2	3	5	0	0	0	2	3	5
	Sri Lanka	1	0	1	0	0	0	1	0	1
	Yemen	1	0	1	0	0	0	1	0	1
	Sub Total	239	19	258	0	0	0	239	19	258
Administrative and Support	Ghana	0	1	1	0	0	0	0	1	1
	India	58	1	59	0	0	0	58	1	59
	Madagascar	60	78	138	0	0	0	60	78	138
	Nepal	46	0	46	0	0	0	46	0	46
	Sri Lanka	3	0	3	0	0	0	3	0	3
	Tanzania	0	1	1	0	0	0	0	1	1
	Sub Total	167	81	248	0	0	0	167	81	248
Public Administration And Defence; Compulsory Social Security	China	0	0	0	2	17	19	2	17	19
	Cuba	0	0	0	1	0	1	1	0	1
	Egypt	0	0	0	2	0	2	2	0	2
	Ethiopia	0	0	0	1	0	1	1	0	1
	France	0	3	3	15	13	28	15	16	31
	India	3	0	3	56	0	56	59	0	59
	Indonesia	0	0	0	14	0	14	14	0	14
	Italy	0	0	0	1	0	1	1	0	1
	Japan	0	0	0	2	1	3	2	1	3
	Korea	0	0	0	2	0	2	2	0	2
	Madagascar	0	0	0	1	0	1	1	0	1
	Malawi	0	0	0	2	0	2	2	0	2
	Namibia	0	0	0	1	0	1	1	0	1
	Nepal	0	0	0	27	0	27	27	0	27
	Romania	0	0	0	1	0	1	1	0	1
	South Africa	0	0	0	1	0	1	1	0	1
	Tanzania	0	0	0	5	0	5	5	0	5
	United Kingdom	0	0	0	4	1	5	4	1	5
	United States Of America	0	0	0	0	1	1	0	1	1
	Sub Total	3	3	6	138	33	171	141	36	177
Education	Australia	0	1	1	1	0	1	1	1	2
	Bangladesh	1	0	1	0	0	0	1	0	1
	Canada	0	0	0	1	1	2	0	1	1
	China	0	3	3	2	2	4	2	5	7
	Czech Republic	0	0	0	1	0	1	1	0	1
	Ethiopia	0	0	0	1	0	1	1	0	1
	France	0	1	1	30	38	68	30	39	69
	Iceland	0	1	1	0	0	0	0	1	1
	India	12	3	15	2	4	6	14	5	19
	Iran	0	1	1	0	0	0	0	1	1
	Japan	0	0	0	1	0	1	1	0	1
	Nepal	1	1	2	0	0	0	1	1	2
	Nigeria	0	0	0	1	0	1	1	0	1
	Pakistan	1	0	1	0	0	0	1	0	1
	South Africa	0	3	3	0	0	0	0	3	3
	United Kingdom	0	0	0	3	0	3	3	0	3
	United States Of America	0	0	0	2	0	2	2	0	2
	Sub Total	15	14	29	44	43	87	59	57	116
Health And Social Work	Bangladesh	1	0	1	0	0	0	1	0	1
	China	1	1	2	0	0	0	1	1	2
	Comoros	1	0	1	0	0	0	1	0	1
	India	88	73	161	2	0	2	90	73	163
	Indonesia	0	1	1	0	0	0	0	1	1
	Madagascar	15	10	25	0	0	0	15	10	25
	Nigeria	0	1	1	0	0	0	0	1	1
	Pakistan	1	0	1	0	0	0	1	0	1
	Philippines	2	3	5	0	0	0	2	3	5

Table 37 (Cont'd) - Number of valid work permits and certificates of exemption by industrial group, country of origin & sex, as at end of January 2024

Industrial Group	Country Name	Valid Work Permits			Certificates of Exemption			Grand Total		
		Male	Female	Total	Male	Female	Total	Male	Female	Total
Health And Social Work (Cont'd)	Sri Lanka	1	0	1	0	0	0	1	0	1
	United States Of America	1	0	1	0	0	0	1	0	1
	Sub Total	111	89	200	2	0	2	113	89	202
Other Community, Social And Personal Service	Australia	2	1	3	0	1	1	2	2	4
	Bangladesh	27	2	29	1	0	1	28	2	30
	Belgium	0	1	1	0	0	0	0	1	1
	Brazil	3	0	3	0	0	0	3	0	3
	Burkina Faso	2	0	2	0	0	0	2	0	2
	Burundi	0	0	0	1	0	1	1	0	1
	Cameroon	5	0	5	0	0	0	5	0	5
	Canada	0	3	3	0	0	0	0	3	3
	Chile	1	0	1	0	0	0	1	0	1
	Congo	5	2	7	0	0	0	5	2	7
	Cuba	1	0	1	0	0	0	1	0	1
	Egypt	2	0	2	0	0	0	2	0	2
	Ethiopia	1	0	1	1	0	1	2	0	2
	France	16	9	25	8	5	13	24	14	38
	Germany	0	0	0	1	0	1	1	0	1
	Ghana	1	0	1	0	0	0	1	0	1
	Guinea	4	0	4	0	0	0	4	0	4
	Hungary	0	1	1	0	0	0	0	1	1
	India	308	17	325	1	1	2	309	18	327
	Indonesia	0	16	16	2	1	3	2	17	19
	Ireland	1	1	2	0	0	0	1	1	2
	Italy	4	2	6	0	0	0	4	2	6
	Ivory Coast	4	0	4	0	0	0	4	0	4
	Kenya	4	0	4	1	2	3	5	2	7
	Korea	2	0	2	0	0	0	2	0	2
	Madagascar	80	31	111	1	0	1	81	31	112
	Malaysia	0	1	1	0	0	0	0	1	1
	Nepal	4	2	6	0	0	0	4	2	6
	Nigeria	4	0	4	0	1	1	4	1	5
	Pakistan	9	0	9	0	0	0	9	0	9
	Philippines	1	1	2	0	0	0	1	1	2
	Poland	2	0	2	0	0	0	2	0	2
	Rwanda	0	0	0	1	0	1	1	0	1
	Serbia	0	0	0	1	0	1	1	0	1
	Seychelles	1	1	2	0	0	0	1	1	2
	Slovakia	0	1	1	0	0	0	0	1	1
	South Africa	6	2	8	0	1	1	6	3	9
	Sri Lanka	1	0	1	0	0	0	1	0	1
	Tanzania	1	0	1	1	0	1	2	0	2
	Uganda	0	2	2	3	1	4	3	3	6
	United Kingdom	3	0	3	0	0	0	3	0	3
	United States Of America	0	1	1	1	0	1	1	1	2
	Zimbabwe	0	1	1	0	0	0	0	1	1
	Sub Total	505	98	603	24	13	37	529	111	640
Private Households With Employed Persons	Algeria	1	0	1	0	0	0	1	0	1
	Bangladesh	31	11	42	0	0	0	31	11	42
	Cameroon	0	1	1	0	0	0	0	1	1
	Ghana	0	1	1	0	0	0	0	1	1
	India	31	25	56	0	1	1	31	26	57
	Indonesia	0	1	1	0	0	0	0	1	1
	Ivory Coast	0	1	1	0	0	0	0	1	1
	Kenya	1	2	3	0	0	0	1	2	3
	Madagascar	44	47	91	0	0	0	44	47	91
	Nepal	9	5	14	0	0	0	9	5	14
	Philippines	2	5	7	0	0	0	2	5	7
	South Africa	0	1	1	0	0	0	0	1	1
	Sri Lanka	1	0	1	0	0	0	1	0	1
	Zambia	0	1	1	0	0	0	0	1	1
	Zimbabwe	0	2	2	0	0	0	0	2	2
	Sub Total	120	103	223	0	1	1	120	104	224
Extra-Territorial Organisations And Bodies	Belgium	0	0	0	1	0	1	1	0	1
	Botswana	0	0	0	1	0	1	1	0	1
	Canada	0	0	0	0	2	2	0	2	2
	China	0	0	0	0	1	1	0	1	1
	France	0	0	0	21	21	42	21	21	42
	India	0	0	0	1	0	1	1	0	1
	Indonesia	0	0	0	0	2	2	0	2	2
	Japan	0	0	0	1	2	3	1	2	3
	Russia	0	0	0	4	0	4	4	0	4
	Seychelles	0	0	0	1	0	1	1	0	1
	South Africa	0	0	0	0	2	2	0	2	2
	Swaziland	0	0	0	0	1	1	0	1	1
	Sub Total	0	0	0	30	31	61	30	31	61
Total		28170	4767	32937	5918	139	6057	34088	4906	38994

Table 38 - Number of valid work permits and certificates of exemption by industrial group, occupation & sex, as at end of January 2024

Industrial Group	Occupation	Valid Work Permits			Certificates of Exemption			Grand Total		
		Male	Female	Both sexes	Male	Female	Both sexes	Male	Female	Both sexes
Agriculture, Forestry and Fishing	Agricultural Field Auxiliary	1	0	1	0	0	0	1	0	1
	Agricultural Labourer	36	0	36	0	0	0	36	0	36
	Agricultural Machinery Mechanics And Fitters, Nec	1	0	1	0	0	0	1	0	1
	Agriculture Officers	4	0	4	0	0	0	4	0	4
	Animal Behaviour Coordinator	1	0	1	0	0	0	1	0	1
	Animal Care Worker	2	0	2	0	0	0	2	0	2
	Animal Carer	2	0	2	0	0	0	2	0	2
	Architect, Landscape	5	0	5	0	0	0	5	0	5
	Assistant Mechanic	0	0	0	1	0	1	1	0	1
	Beef/Cattle Farm Worker, (Unskilled)/Labourer	2	0	2	0	0	0	2	0	2
	Bio - Farmer	10	0	10	0	0	0	10	0	10
	Biological Technician	2	0	2	0	0	0	2	0	2
	Breeds Animal Care Operator	2	0	2	0	0	0	2	0	2
	Budding Operator	1	0	1	0	0	0	1	0	1
	Cane Harvesting Equipment Operator	5	0	5	0	0	0	5	0	5
	Captain	0	0	0	10	0	10	10	0	10
	Carer	3	4	7	0	0	0	3	4	7
	Channel Profile Extrusion Line Operator	3	0	3	0	0	0	3	0	3
	Chicken Farmer	2	0	2	0	0	0	2	0	2
	Chief Engineer	0	0	0	1	0	1	1	0	1
	Company Secretary	1	0	1	0	0	0	1	0	1
	Consultant, Dietetic, Food Processing	2	0	2	0	0	0	2	0	2
	Cook	0	0	0	1	0	1	1	0	1
	Crew Member	0	0	0	22	0	22	22	0	22
	Cutting Master	0	1	1	0	0	0	0	1	1
	Dairy Farmer	4	0	4	0	0	0	4	0	4
	Deckhand	0	0	0	1	0	1	1	0	1
	Deep Sea Fisherman	0	0	0	12	0	12	12	0	12
	Domestic Helpers And Cleaners, Nec	1	0	1	0	0	0	1	0	1
	Driver, Motor Tricycle, Goods	3	0	3	0	0	0	3	0	3
	Electrician	1	0	1	1	0	1	2	0	2
	Engineer, Soil Mechanics	1	0	1	0	0	0	1	0	1
	Factory Attendant	39	0	39	0	0	0	39	0	39
	Factory Manager	2	0	2	0	0	0	2	0	2
	Factory Mechanic Operator, Sugar Processing	40	0	40	0	0	0	40	0	40
	Farm Hands And Labourers, Nec	42	0	42	0	0	0	42	0	42
	Farm Helper, General (Unskilled) Farm Hand, General (Unskilled)	9	0	9	0	0	0	9	0	9
	Farm Skilled Livestock Worker	2	0	2	0	0	0	2	0	2
	Farm Skilled Worker	34	0	34	0	0	0	34	0	34
	Farm Worker	19	0	19	0	0	0	19	0	19
	Farming Advisor	4	0	4	0	0	0	4	0	4
	Fertigation Operator	1	0	1	0	0	0	1	0	1
	Fertiliser Machine Operator	7	0	7	0	0	0	7	0	7
	Field Crop Farm Skilled Worker, General	2	0	2	0	0	0	2	0	2
	Field Crop Farm Worker, General (Unskilled)	37	0	37	0	0	0	37	0	37
	Field Crop Farmer, General	37	1	38	0	0	0	37	1	38
	Field Crop Labourer	89	0	89	0	0	0	89	0	89
	Field Crop Worker Grade 1 (Nursery Worker)	3	0	3	0	0	0	3	0	3
	Field Labourer (Hydroponic)	2	0	2	0	0	0	2	0	2
	Field Worker, Trust Fund	1	0	1	0	0	0	1	0	1
	Fish Cutter	8	0	8	0	0	0	8	0	8
	Fisherman	0	0	0	129	0	129	129	0	129
	Fishermen/Frigo Boy	0	0	0	2	0	2	2	0	2
	Frigo Boy	0	0	0	4	0	4	4	0	4
	Frigorist	18	0	18	0	0	0	18	0	18
	Gardener, Hydroponic	4	0	4	0	0	0	4	0	4
	Gardeners, Horticultural And Nursery Skilled Workers, Nec	1	0	1	0	0	0	1	0	1
	General Manager, Agriculture	8	0	8	0	0	0	8	0	8
	General Manager, Fishing	1	0	1	0	0	0	1	0	1
	Greenhouse And Budding Operator	115	0	115	0	0	0	115	0	115
	Greenhouse Operator	41	0	41	0	0	0	41	0	41
	Handicraft Worker, Flowers	1	0	1	0	0	0	1	0	1
	Horticultural Farmer	3	0	3	0	0	0	3	0	3
	Horticultural Technician	6	0	6	0	0	0	6	0	6
	Horticulturist, General	2	0	2	0	0	0	2	0	2
	Horticulturist	6	0	6	0	0	0	6	0	6
	Housemaid	2	0	2	0	0	0	2	0	2
	Hydrological Technician	5	0	5	0	0	0	5	0	5
	Hydroponic Farmer	1	0	1	0	0	0	1	0	1
	Hydroponic Technician	15	0	15	0	0	0	15	0	15
	Institution-Based Personal And Health Care Workers, Nec	1	1	2	0	0	0	1	1	2
	Laboratory Attendant	1	0	1	0	0	0	1	0	1
	Laboratory Technician, Chemical Laboratory	1	0	1	0	0	0	1	0	1
	Labourer	32	0	32	0	0	0	32	0	32
	Labourer, Foundry	2	0	2	0	0	0	2	0	2
	Livestock Skilled Worker	2	0	2	0	0	0	2	0	2
	Livestock Worker	3	0	3	0	0	0	3	0	3
	Locomotive Driver	1	0	1	0	0	0	1	0	1
	Machine Operator	9	0	9	0	0	0	9	0	9

Table 38 (Cont'd) - Number of valid work permits and certificates of exemption by industrial group, occupation & sex, as at end of January 2024

Industrial Group	Occupation	Valid Work Permits			Certificates of Exemption			Grand Total		
		Male	Female	Both sexes	Male	Female	Both sexes	Male	Female	Both sexes
Agriculture, Forestry and Fishing (cont'd)	Machine Operator Paint Manufacturing	2	0	2	0	0	0	2	0	2
	Machine Operator, Foodstuffs Dehydrating	1	0	1	0	0	0	1	0	1
	Machine Operator, Meat & Fish Freezing	1	0	1	0	0	0	1	0	1
	Machine Operator, Packing	10	0	10	0	0	0	10	0	10
	Machine Operator, Pipe Installation	1	0	1	0	0	0	1	0	1
	Machine Operator, Sewing	8	0	8	0	0	0	8	0	8
	Maid, Linen	0	1	1	0	0	0	0	1	1
	Maize Farmer	2	0	2	0	0	0	2	0	2
	Manager, Cold Storage	1	0	1	0	0	0	1	0	1
	Marine Mechanic	0	0	0	1	0	1	1	0	1
	Marquetry Inlayer	2	0	2	0	0	0	2	0	2
	Mason, General	2	0	2	0	0	0	2	0	2
	Meat-And Fish- Processing Machine Operators, Nec	1	0	1	0	0	0	1	0	1
	Mechanic	0	0	0	5	0	5	5	0	5
	Mechanic Seaman	0	0	0	1	0	1	1	0	1
	Mechanic, Heavy Vehicle	1	0	1	0	0	0	1	0	1
	Mixed Crop Farmer	2	0	2	0	0	0	2	0	2
	Mixed Crop Growers And Skilled Workers, Nec	3	0	3	0	0	0	3	0	3
	Motorman	0	0	0	2	0	2	2	0	2
	Nursery Fertigation Operator 8	1	0	1	0	0	0	1	0	1
	Nursery Skilled Worker	3	0	3	0	0	0	3	0	3
	Operator, Fertiliser Plant	8	0	8	0	0	0	8	0	8
	Other Agricultural, Earth-Moving, Lifting And Mobile									
	Materials-Handling Equipment Operators, Nec	5	0	5	0	0	0	5	0	5
	Packer, Hand	14	0	14	0	0	0	14	0	14
	Panel Beater	1	0	1	0	0	0	1	0	1
	Pickler, Fruit And Vegetable	3	0	3	0	0	0	3	0	3
	Plant Operator Fertilizer, Manufacturing	6	0	6	0	0	0	6	0	6
	Plumber	1	0	1	0	0	0	1	0	1
	Poultry Farm Skilled Worker	7	0	7	0	0	0	7	0	7
	Poultry Farm Worker	25	0	25	0	0	0	25	0	25
	Poultry Farm Worker (Unskilled)	60	0	60	0	0	0	60	0	60
	Poultry Farmer	64	0	64	0	0	0	64	0	64
	Production Manager, Agriculture	2	0	2	0	0	0	2	0	2
	Sailor	0	0	0	4	0	4	4	0	4
	Seaman	0	0	0	58	0	58	58	0	58
	Sheltered Farming Scheme Workers	1	0	1	0	0	0	1	0	1
	Skilled Farm Worker	39	0	39	0	0	0	39	0	39
	Skilled Hydroponic Worker	3	0	3	0	0	0	3	0	3
	Skipper	0	0	0	13	0	13	13	0	13
	Slaughterhouse Worker	9	0	9	0	0	0	9	0	9
	Sugar Cane Farm Skilled Worker	24	0	24	0	0	0	24	0	24
	Sugar Cane Field And Vegetable Workers	2	0	2	0	0	0	2	0	2
	Sugarcane Farm Labourer	4	0	4	0	0	0	4	0	4
	Sugarcane Farm Worker (Unskilled)	18	0	18	0	0	0	18	0	18
	Supervisor And Foreman, Machine Packing And Labelling	2	0	2	0	0	0	2	0	2
	Supervisor, Green House And Nursery	5	0	5	0	0	0	5	0	5
	Technical Services Manager	2	0	2	0	0	0	2	0	2
	Tent Erector	1	0	1	0	0	0	1	0	1
	Terminal Operator, Sugar Plant	2	0	2	0	0	0	2	0	2
	Trainer - Food Production	1	0	1	0	0	0	1	0	1
	Travailleur De Ferme	1	1	2	0	0	0	1	1	2
	Vanilla Planter	0	1	1	0	0	0	0	1	1
	Vegetable Farm Skilled Worker	2	0	2	0	0	0	2	0	2
	Vegetable Farm Worker, (Unskilled)/Labourer	19	0	19	0	0	0	19	0	19
	Vegetable Farmer	1	0	1	0	0	0	1	0	1
	Vehicle Loader	3	0	3	0	0	0	3	0	3
	Veterinarian, General	0	1	1	0	0	0	0	1	1
	Weft Feeder	2	0	2	0	0	0	2	0	2
	Sub Total	1132	11	1143	268	0	268	1400	11	1411
Mining and Quarrying	Stone Breaker	2	0	2	0	0	0	2	0	2
	Stonemason, Construction	1	0	1	0	0	0	1	0	1
	Sub Total	3	0	3	0	0	0	3	0	3
Manufacturing	Administrative Officer, Ministry	0	1	1	0	0	0	0	1	1
	Administrative Supervisor	7	0	7	0	0	0	7	0	7
	Agricultural Scientist	1	0	1	0	0	0	1	0	1
	Air Conditioner Installer	5	0	5	0	0	0	5	0	5
	Aluminium Curtain Wall Technician	1	0	1	0	0	0	1	0	1
	Aluminium Assembler	2	0	2	0	0	0	2	0	2
	Aluminium Assembler/Fixer	3	0	3	0	0	0	3	0	3
	Aluminium Coater	16	0	16	0	0	0	16	0	16
	Aluminium Fabricator	225	0	225	0	0	0	225	0	225
	Aluminium Fabricator And Installer	15	0	15	0	0	0	15	0	15
	Aluminium Light Metal Operator	11	0	11	0	0	0	11	0	11
	Aluminium Worker	4	0	4	0	0	0	4	0	4
	Apprentice Assembler Aluminium Products	3	0	3	0	0	0	3	0	3

Table 38 (Cont'd) - Number of valid work permits and certificates of exemption by industrial group, occupation & sex, as at end of January 2024

Industrial Group	Occupation	Valid Work Permits			Certificates of Exemption			Grand Total		
		Male	Female	Both sexes	Male	Female	Both sexes	Male	Female	Both sexes
Manufacturing (cont'd)	Apprentice Bookbinder	1	0	1	0	0	0	1	0	1
	Apprentice Machinist, Woodworking	2	0	2	0	0	0	2	0	2
	Apprentice Mechanic, Industrial Machinery	1	0	1	0	0	0	1	0	1
	Apprentice Mechanic, Precision Instruments	13	0	13	0	0	0	13	0	13
	Apprentice Varnisher, Wooden Furniture	2	0	2	0	0	0	2	0	2
	Apprentice Wood Carver	2	0	2	0	0	0	2	0	2
	Apprentice, Air Conditioning And Refrigeration	5	0	5	0	0	0	5	0	5
	Apprentice, Machine Book Binder	1	0	1	0	0	0	1	0	1
	Assembler Aluminium Products	40	0	40	0	0	0	40	0	40
	Assembler Oven (Gas And Electric)	2	0	2	0	0	0	2	0	2
	Assembler, Furniture, Wooden	1	0	1	0	0	0	1	0	1
	Assembler, Metalworking Machine Tools	1	0	1	0	0	0	1	0	1
	Assembler, Printing Machinery	2	0	2	0	0	0	2	0	2
	Assembler, Sheet Metal Furniture	1	0	1	0	0	0	1	0	1
	Assembler, Wooden Products	5	0	5	0	0	0	5	0	5
	Assembly Worker	2	0	2	0	0	0	2	0	2
	Automatic Knitting Machine Programmer	2	0	2	0	0	0	2	0	2
	Automobile Mechanic, Diesel	1	0	1	0	0	0	1	0	1
	Automobile Mechanic, Petrol	1	0	1	0	0	0	1	0	1
	Automobile Mechanic, Petrol And Diesel	5	0	5	0	0	0	5	0	5
	Automotive Painter	1	0	1	0	0	0	1	0	1
	Axle Preparer, Roller Shutter	1	0	1	0	0	0	1	0	1
	Baker, General	14	0	14	0	0	0	14	0	14
	Bakers	27	0	27	0	0	0	27	0	27
	Bakers, Pastry Cooks And Confectionery And Snack Makers, Nec	3	0	3	0	0	0	3	0	3
	Bakery Operator	226	5	231	0	0	0	226	5	231
	Barbender	4	0	4	0	0	0	4	0	4
	Bariman	15	0	15	0	0	0	15	0	15
	Bending Machine Operator	1	0	1	0	0	0	1	0	1
	Binder Operator	2	0	2	0	0	0	2	0	2
	Biscuits Maker, Machine	1	0	1	0	0	0	1	0	1
	Blacksmith	3	0	3	0	0	0	3	0	3
	Blacksmith, General	8	0	8	0	0	0	8	0	8
	Blinds Maker	4	0	4	0	0	0	4	0	4
	Blockmaker, Concrete Casting	5	0	5	0	0	0	5	0	5
	Bookbinder, Hand	1	0	1	0	0	0	1	0	1
	Bookkeeping Machine Operators	3	0	3	0	0	0	3	0	3
	Boot Polisher	1	0	1	0	0	0	1	0	1
	Bread Maker, Machine	15	0	15	0	0	0	15	0	15
	Bricklayers, Stonemasons, Floor Layers And Tile Setters, Nec	4	0	4	0	0	0	4	0	4
	Brigadier	1	0	1	0	0	0	1	0	1
	Brush Maker, Hand	30	18	48	0	0	0	30	18	48
	Buffing And Polishing Machine Operator	12	0	12	0	0	0	12	0	12
	Building Electrician	7	0	7	0	0	0	7	0	7
	Building Insulator, Machine	1	0	1	0	0	0	1	0	1
	Bulldozer Operator	1	0	1	0	0	0	1	0	1
	Cabinet Maker	569	0	569	0	0	0	569	0	569
	Cabinet Makers And Related Workers, Nec	18	0	18	0	0	0	18	0	18
	Calculating Machine Operators	6	0	6	0	0	0	6	0	6
	Camera Maintenance Technician	4	0	4	0	0	0	4	0	4
	Candle Maker, Machine	5	0	5	0	0	0	5	0	5
	Carer	1	0	1	0	0	0	1	0	1
	Carpenter	33	0	33	0	0	0	33	0	33
	Carpenter, General	124	0	124	0	0	0	124	0	124
	Carpenter/Cabinet Maker	4	0	4	0	0	0	4	0	4
	Cashmere Carpet Technician	1	0	1	0	0	0	1	0	1
	Cement And Other Mineral Products Processing Machine Operators, Nec	1	0	1	0	0	0	1	0	1
	Chemical Engineer, Process	1	0	1	0	0	0	1	0	1
	Chemist, Quality Control	1	0	1	0	0	0	1	0	1
	Chemists, Nec	1	0	1	0	0	0	1	0	1
	Chief Executive, Engineering	1	0	1	0	0	0	1	0	1
	Circular Bend Machine Operator, Aluminium Products	2	0	2	0	0	0	2	0	2
	Cleaner	0	3	3	0	0	0	0	3	3
	Cnc Milling & Lathe Machine Operator	1	0	1	0	0	0	1	0	1
	Coffee/Tea Maker	3	0	3	0	0	0	3	0	3
	Concrete Paving Machine Operator	1	0	1	0	0	0	1	0	1
	Construction Carpenter	8	0	8	0	0	0	8	0	8
	Construction Joiner	2	0	2	0	0	0	2	0	2
	Consultant, Dietetic, Food Processing	1	0	1	0	0	0	1	0	1
	Cook, General	1	0	1	0	0	0	1	0	1
	Cook, Hotel/Restaurant	1	0	1	0	0	0	1	0	1
	Cook, Indian Cuisine	12	4	16	0	0	0	12	4	16
	Cooks, Nec	10	0	10	0	0	0	10	0	10
	Cooling Bed Tongsman	1	0	1	0	0	0	1	0	1
	Coordinator	4	0	4	0	0	0	4	0	4
	Cosmetic Brush Maker	17	16	33	0	0	0	17	16	33
	Crane Operator	7	0	7	0	0	0	7	0	7

Table 38 (Cont'd) - Number of valid work permits and certificates of exemption by industrial group, occupation & sex, as at end of January 2024

Industrial Group	Occupation	Valid Work Permits			Certificates of Exemption			Grand Total		
		Male	Female	Both sexes	Male	Female	Both sexes	Male	Female	Both sexes
Manufacturing (cont'd)	Crusher Operator, Chemical And Related Processes	4	0	4	0	0	0	4	0	4
	Ctc Machine Operator	1	0	1	0	0	0	1	0	1
	Curtain Wall Fixer	1	0	1	0	0	0	1	0	1
	Cut Off Saw Operator-Sawmill	2	0	2	0	0	0	2	0	2
	Cutter Operator	3	0	3	0	0	0	3	0	3
	Cutting Master	2	0	2	0	0	0	2	0	2
	Dairy- Products- Machine Operators, Nec	3	0	3	0	0	0	3	0	3
	Denim Quality Assurance Controller	1	0	1	0	0	0	1	0	1
	Dental Aid	1	0	1	0	0	0	1	0	1
	Dental Assistant	1	0	1	0	0	0	1	0	1
	Diamond Cutter	1	0	1	0	0	0	1	0	1
	Diamond Setter	1	0	1	0	0	0	1	0	1
	Director/Chief Executive, Corporate Organisation (Private Sector)	2	1	3	0	0	0	2	1	3
	Directors/Chief Executives, Nec	1	0	1	0	0	0	1	0	1
	Domestic Helpers And Cleaners, Nec	1	0	1	0	0	0	1	0	1
	Dosa Cook	1	0	1	0	0	0	1	0	1
	Driver/Helper	2	0	2	0	0	0	2	0	2
	Drying Machine Operator	1	0	1	0	0	0	1	0	1
	Dyeing Master	1	0	1	0	0	0	1	0	1
	Edge Banding Machine Setter Operator, Panel	1	0	1	0	0	0	1	0	1
	Electric Arc Welder, Hand	9	0	9	0	0	0	9	0	9
	Electric Power Lineman	1	0	1	0	0	0	1	0	1
	Electrical Engineering Technician	2	0	2	0	0	0	2	0	2
	Electrical Engineering Technician General	5	0	5	0	0	0	5	0	5
	Electrical Engineering Technician, Electric Systems	1	0	1	0	0	0	1	0	1
	Electrical Engineers, Nec	1	0	1	0	0	0	1	0	1
	Electrical Fitter, General	1	0	1	0	0	0	1	0	1
	Electrical Mechanics And Fitters, Nec	2	0	2	0	0	0	2	0	2
	Electrical Technician Trainee	6	0	6	0	0	0	6	0	6
	Electrician	4	0	4	0	0	0	4	0	4
	Electrician, General	78	0	78	0	0	0	78	0	78
	Electronic And Traffic Light Computer Operator (Technician)	1	0	1	0	0	0	1	0	1
	Electronic Technician	1	0	1	0	0	0	1	0	1
	Electronicien	2	0	2	0	0	0	2	0	2
	Electronics Engineering Technician, General	1	0	1	0	0	0	1	0	1
	Electronics Mechanic	1	0	1	0	0	0	1	0	1
	Embroiderer	2	0	2	0	0	0	2	0	2
	Embroiderer, Hand	1	0	1	0	0	0	1	0	1
	Engineer, Hydraulics	1	0	1	0	0	0	1	0	1
	Engineer, Production	1	0	1	0	0	0	1	0	1
	Executive Officer	0	1	1	0	0	0	0	1	1
	Fabrics Repairer/Mender/Stitcher	3	0	3	0	0	0	3	0	3
	Factory Manager	7	0	7	0	0	0	7	0	7
	Factory Mechanic Operator, Sugar Processing	50	0	50	0	0	0	50	0	50
	Factory Operator	85	0	85	0	0	0	85	0	85
	Factory Operator, Meat Processing	3	0	3	0	0	0	3	0	3
	Factory Supervisor	1	0	1	0	0	0	1	0	1
	Factory Worker	3	0	3	0	0	0	3	0	3
	Fast Food Operators	34	0	34	0	0	0	34	0	34
	Fibre Blender Machine; Machine Operator Textile Fibres	3	1	4	0	0	0	3	1	4
	Fibre Glass Boat Builder	3	0	3	0	0	0	3	0	3
	Fibre Glass Worker	21	0	21	0	0	0	21	0	21
	Fibre Glass Worker, General	7	0	7	0	0	0	7	0	7
	Fibre Glass Workers, Nec	21	0	21	0	0	0	21	0	21
	Fibre Preparer, Textiles	1	0	1	0	0	0	1	0	1
	Fibreglass Workers	8	0	8	0	0	0	8	0	8
	Fibre-Preparing, Spinning And Winding Machine Operators,	11	0	11	0	0	0	11	0	11
	Field Crop Farm Skilled Worker, General	1	0	1	0	0	0	1	0	1
	Finishing Operator	6	8	14	0	0	0	6	8	14
	Fireman/Firewoman	1	0	1	0	0	0	1	0	1
	Fish Cleaner	2	243	245	0	0	0	2	243	245
	Fish Cutter	623	903	1526	0	0	0	623	903	1526
	Fish Pond Skilled Worker	6	0	6	0	0	0	6	0	6
	Fishery Attendant	0	12	12	0	0	0	0	12	12
	Fishery, Hunting And Trapping Workers, Nec	0	20	20	0	0	0	0	20	20
	Fitter Fabricator	1	0	1	0	0	0	1	0	1
	Fitter, Machine Tool	1	0	1	0	0	0	1	0	1
	Flame Cutter, Hand	1	0	1	0	0	0	1	0	1
	Flatening Machine Operator, Pvc Frame	6	0	6	0	0	0	6	0	6
	Food And Beverage Technician	3	0	3	0	0	0	3	0	3
	Food And Beverages Manager	1	0	1	0	0	0	1	0	1
	Food Processing Operator	6	0	6	0	0	0	6	0	6
	Food Processor	5	0	5	0	0	0	5	0	5
	Frigorist	14	0	14	0	0	0	14	0	14
	Fuel Injection, Pump Repairer	2	0	2	0	0	0	2	0	2
	Furnaceman, Metal Melting	7	0	7	0	0	0	7	0	7
	Garment Cutter	2	0	2	0	0	0	2	0	2
	Garment Pattern Maker	4	0	4	0	0	0	4	0	4
	Gas And Electric Welder	1	0	1	0	0	0	1	0	1

Table 38 (Cont'd) - Number of valid work permits and certificates of exemption by industrial group, occupation & sex, as at end of January 2024

Industrial Group	Occupation	Valid Work Permits			Certificates of Exemption			Grand Total		
		Male	Female	Both sexes	Male	Female	Both sexes	Male	Female	Both sexes
Manufacturing (cont'd)	Gas And Electric Welder, General	67	0	67	0	0	0	67	0	67
	Gas Cutter	2	0	2	0	0	0	2	0	2
	Gas Cutter Helper	2	0	2	0	0	0	2	0	2
	Gas Cutting Machine Operator	2	0	2	0	0	0	2	0	2
	Gas Pipe Fitter	7	0	7	0	0	0	7	0	7
	Gas Welder	34	0	34	0	0	0	34	0	34
	Gem Setter	6	0	6	0	0	0	6	0	6
	General Manager, Retail Trade, Store	1	0	1	0	0	0	1	0	1
	General Worker	2	1	3	0	0	0	2	1	3
	Glass Cutter	14	0	14	0	0	0	14	0	14
	Glass Worker, General	5	0	5	0	0	0	5	0	5
	Glue Bonding Machine Setter Operator, Panel	1	0	1	0	0	0	1	0	1
	Goldsmith	0	1	1	0	0	0	0	1	1
	Goldsmith And Silversmith	8	0	8	0	0	0	8	0	8
	Grader Operator, Cement	2	0	2	0	0	0	2	0	2
	Granite Cutter And Polisher	7	0	7	0	0	0	7	0	7
	Granite Worker	3	0	3	0	0	0	3	0	3
	Graphic Artist	9	1	10	0	0	0	9	1	10
	Graphic Designer	1	0	1	0	0	0	1	0	1
	Green House And Budding Operator	6	0	6	0	0	0	6	0	6
	Grinding Mill Operator	1	0	1	0	0	0	1	0	1
	Grinding Mill Technicians	1	0	1	0	0	0	1	0	1
	Grinding Operator	5	0	5	0	0	0	5	0	5
	Grinding Spice Machine Operator	2	0	2	0	0	0	2	0	2
	Hammersmith	3	0	3	0	0	0	3	0	3
	Hand End Blade Machine Operator (Rolling Shutters)	1	0	1	0	0	0	1	0	1
	Hand Weavers, Knitters And Other Hand Textile Products Makers, Nec	4	0	4	0	0	0	4	0	4
	Handicraft Repairer, Textile	2	0	2	0	0	0	2	0	2
	Handicraft Worker, Rafia, Grass And Vacoa	1	0	1	0	0	0	1	0	1
	Handicraft Worker, Textile Weaving	1	0	1	0	0	0	1	0	1
	Head Cook	4	0	4	0	0	0	4	0	4
	Heating, Ventilation And Refrigeration Engineering Technician	4	0	4	0	0	0	4	0	4
	Helper, Store	17	0	17	0	0	0	17	0	17
	High Precision Mechanic	11	0	11	0	0	0	11	0	11
	Hot Roller, Steel	1	0	1	0	0	0	1	0	1
	Housemaid	1	0	1	0	0	0	1	0	1
	Human Resources Manager	0	1	1	0	0	0	0	1	1
	Hydraulic Press Brake Operator	2	0	2	0	0	0	2	0	2
	Indian Sweet Maker	2	0	2	0	0	0	2	0	2
	Industrial And Commercial Products Designer	0	1	1	0	0	0	0	1	1
	Industrial Electrician	1	0	1	0	0	0	1	0	1
	Industrial-Machinery Mechanics And Fitters, Nec	4	0	4	0	0	0	4	0	4
	Injection Moulding Machine Operator	46	0	46	0	0	0	46	0	46
	Inspecting And Testing Officer, Leather, Textile And Related Products Assembling	2	0	2	0	0	0	2	0	2
	Inspection Machine Operator	1	0	1	0	0	0	1	0	1
	Inspector And Tester, Mechanical Parts	1	0	1	0	0	0	1	0	1
	Instructor, Indian Pastry Cook	3	0	3	0	0	0	3	0	3
	Insulator, Acoustical	1	0	1	0	0	0	1	0	1
	Jeweller	26	0	26	0	0	0	26	0	26
	Jeweller, General	53	0	53	0	0	0	53	0	53
	Jewellery	1	0	1	0	0	0	1	0	1
	Jewellery And Precious Metal Workers, Nec	1	0	1	0	0	0	1	0	1
	Jewellery Maker	1	0	1	0	0	0	1	0	1
	Jewellery Polisher	14	0	14	0	0	0	14	0	14
	Jewellery Technician	3	0	3	0	0	0	3	0	3
	Kitchen Controller	4	0	4	0	0	0	4	0	4
	Knitter, Garments, Hand	38	0	38	0	0	0	38	0	38
	Knitting Machine Operator	10	0	10	0	0	0	10	0	10
	Knitting Machine Operator, Automatic Flat	1	0	1	0	0	0	1	0	1
	Knitting Machine Operator, Automatic, Circular	5	0	5	0	0	0	5	0	5
	Knitting Machine Operator, Garment	53	0	53	0	0	0	53	0	53
	Knitting Technician	3	0	3	0	0	0	3	0	3
	Laboratory Assistant	1	0	1	0	0	0	1	0	1
	Laboratory Technician, Chemical Laboratory	7	0	7	0	0	0	7	0	7
	Lacquerers And Spray Painters, Nec	6	0	6	0	0	0	6	0	6
	Laminating Machine Operator	1	0	1	0	0	0	1	0	1
	Latte Machine Operator	2	0	2	0	0	0	2	0	2
	Laundry Pressing Machine Operator	4	0	4	0	0	0	4	0	4
	Layer-On, Printing Press	1	0	1	0	0	0	1	0	1
	Leather Garment Cutter	1	0	1	0	0	0	1	0	1
	Leather Garment Sewer, Hand	1	0	1	0	0	0	1	0	1
	Leather Machine Operator	37	0	37	0	0	0	37	0	37
	Leather Preparer	1	0	1	0	0	0	1	0	1
	Leather Sewer, Hand	3	0	3	0	0	0	3	0	3
	Linking Machine Operator	0	9	9	0	0	0	0	9	9
	Loom Fixer	2	0	2	0	0	0	2	0	2
	Looper (Knitting)	2	0	2	0	0	0	2	0	2

Table 38 (Cont'd)- Number of valid work permits and certificates of exemption by industrial group, occupation & sex, as at end of January 2024

Industrial Group	Occupation	Valid Work Permits			Certificates of Exemption			Grand Total		
		Male	Female	Both sexes	Male	Female	Both sexes	Male	Female	Both sexes
Manufacturing (cont'd)	Looping Machine Operator	3	0	3	0	0	0	3	0	3
	Machine Operator	1	0	1	0	0	0	1	0	1
	Machine Helper	2	0	2	0	0	0	2	0	2
	Machine Machine Operator, Combing, Textile Fibres	12	0	12	0	0	0	12	0	12
	Machine Operator	295	27	322	0	0	0	295	27	322
	Machine Operator (Textile Industry)	3	0	3	0	0	0	3	0	3
	Machine Operator Biscuit Making	1	0	1	0	0	0	1	0	1
	Machine Operator Food Processor	1	0	1	0	0	0	1	0	1
	Machine Operator For Paints	4	0	4	0	0	0	4	0	4
	Machine Operator Ointment Manufacturing	1	0	1	0	0	0	1	0	1
	Machine Operator Paint Manufacturing	6	0	6	0	0	0	6	0	6
	Machine Operator Retreading Tyre	2	0	2	0	0	0	2	0	2
	Machine Operator Spraying Detergents Manufacturing	2	0	2	0	0	0	2	0	2
	Machine Operator Toilet Soap Manufacturing	30	0	30	0	0	0	30	0	30
	Machine Operator Wafer Machines	2	0	2	0	0	0	2	0	2
	Machine Operator, Bakery Products	479	2	481	0	0	0	479	2	481
	Machine Operator, Beam Warping, Textile Weaving	8	0	8	0	0	0	8	0	8
	Machine Operator, Blending, Wine And Spirits	2	0	2	0	0	0	2	0	2
	Machine Operator, Book Binding	3	0	3	0	0	0	3	0	3
	Machine Operator, Cable Installation	8	0	8	0	0	0	8	0	8
	Machine Operator, Cloth Production	1	0	1	0	0	0	1	0	1
	Machine Operator, Colour Film Developing	451	278	729	0	0	0	451	278	729
	Machine Operator, Coremaking, Metal	1	0	1	0	0	0	1	0	1
	Machine Operator, Drying, Laundry	43	0	43	0	0	0	43	0	43
	Machine Operator, Electrical Line Installation	1	0	1	0	0	0	1	0	1
	Machine Operator, Embroidery	15	1	16	0	0	0	15	1	16
	Machine Operator, Fabric Dyeing	23	0	23	0	0	0	23	0	23
	Machine Operator, Film Developing	3	0	3	0	0	0	3	0	3
	Machine Operator, Fish Canning	1	0	1	0	0	0	1	0	1
	Machine Operator, Fish Processing	41	26	67	0	0	0	41	26	67
	Machine Operator, Fish Sterilising	2	0	2	0	0	0	2	0	2
	Machine Operator, Foodstuffs Dehydrating	30	8	38	0	0	0	30	8	38
	Machine Operator, Footwear Production	2	0	2	0	0	0	2	0	2
	Machine Operator, Furniture Production	6	0	6	0	0	0	6	0	6
	Machine Operator, Garment Dyeing	3	0	3	0	0	0	3	0	3
	Machine Operator, General, Sugar Production	2	0	2	0	0	0	2	0	2
	Machine Operator, Jewellery Production	1	0	1	0	0	0	1	0	1
	Machine Operator, Labelling	1	0	1	0	0	0	1	0	1
	Machine Operator, Lace Weaving	3	0	3	0	0	0	3	0	3
	Machine Operator, Leather Cutting	2	0	2	0	0	0	2	0	2
	Machine Operator, Leather Preparing	5	2	7	0	0	0	5	2	7
	Machine Operator, Match Production	6	0	6	0	0	0	6	0	6
	Machine Operator, Meat Processing	9	0	9	0	0	0	9	0	9
	Machine Operator, Metal Welding	10	0	10	0	0	0	10	0	10
	Machine Operator, Mosaic Press Machine	3	0	3	0	0	0	3	0	3
	Machine Operator, Moulding, Metal	6	0	6	0	0	0	6	0	6
	Machine Operator, Noodle Production	15	4	19	0	0	0	15	4	19
	Machine Operator, Optical Frame Making	1	0	1	0	0	0	1	0	1
	Machine Operator, Packing	89	0	89	0	0	0	89	0	89
	Machine Operator, Paper Bag And Envelope Production	2	0	2	0	0	0	2	0	2
	Machine Operator, Paper Products	10	0	10	0	0	0	10	0	10
	Machine Operator, Pasta Production	3	1	4	0	0	0	3	1	4
	Machine Operator, Pastry Production	2	0	2	0	0	0	2	0	2
	Machine Operator, Photographic Products	2	0	2	0	0	0	2	0	2
	Machine Operator, Pipe Installation	2	0	2	0	0	0	2	0	2
	Machine Operator, Plastic Products Fabrication	26	1	27	0	0	0	26	1	27
	Machine Operator, Plastics Laminating	4	0	4	0	0	0	4	0	4
	Machine Operator, Printing General	18	0	18	0	0	0	18	0	18
	Machine Operator, Printing, Photography	5	0	5	0	0	0	5	0	5
	Machine Operator, Processing, Fruit, Vegetable And Nut	1	0	1	0	0	0	1	0	1
	Machine Operator, Sewing	7764	2113	9877	0	0	0	7764	2113	9877
	Machine Operator, Sewing Leather	47	2	49	0	0	0	47	2	49
	Machine Operator, Sewing, Footwear	2	0	2	0	0	0	2	0	2
	Machine Operator, Spice Milling	5	0	5	0	0	0	5	0	5
	Machine Operator, Spinning, Synthetic Fibre	2	0	2	0	0	0	2	0	2
	Machine Operator, Spinning, Thread And Yarn	241	0	241	0	0	0	241	0	241
	Machine Operator, Stone Crushing	26	2	28	0	0	0	26	2	28
	Machine Operator, Stone Cutting	7	0	7	0	0	0	7	0	7
	Machine Operator, Stone Drilling	1	4	5	0	0	0	1	4	5
	Machine Operator, Textile Bleaching	22	0	22	0	0	0	22	0	22
	Machine Operator, Textile Cutting	4	2	6	0	0	0	4	2	6
	Machine Operator, Textile Pattern Making	5	1	6	0	0	0	5	1	6
	Machine Operator, Textile Printing	48	11	59	0	0	0	48	11	59
	Machine Operator, Textile Washing	1	0	1	0	0	0	1	0	1
	Machine Operator, Textile Water-Proofing	2	0	2	0	0	0	2	0	2
	Machine Operator, Textiles	981	235	1216	0	0	0	981	235	1216
	Machine Operator, Vacuum Drying (Leather)	3	0	3	0	0	0	3	0	3
	Machine Operator, Vegetable & Fruit Freezing Machine									
	Operator, Vegetable Freezing	2	0	2	0	0	0	2	0	2

Table 38 (Cont'd)- Number of valid work permits and certificates of exemption by industrial group, occupation & sex, as at end of January 2024

Industrial Group	Occupation	Valid Work Permits			Certificates of Exemption			Grand Total		
		Male	Female	Both sexes	Male	Female	Both sexes	Male	Female	Both sexes
Manufacturing (cont'd)	Machine Operator, Washing, Chemical And Related Materials	1	0	1	0	0	0	1	0	1
	Machine Operator, Washing, Textile Fibres	7	0	7	0	0	0	7	0	7
	Machine Operator, Winding, Thread And Yarn	2	0	2	0	0	0	2	0	2
	Machine Operator, Wire Products	2	0	2	0	0	0	2	0	2
	Machine Operator, Wood Products	9	1	10	0	0	0	9	1	10
	Machine Operator, Yarn-Dyeing	1	0	1	0	0	0	1	0	1
	Machinery-Fitter, General	5	0	5	0	0	0	5	0	5
	Machine-Tool Operator General	4	0	4	0	0	0	4	0	4
	Machinist	22	0	22	0	0	0	22	0	22
	Magnet Man	3	0	3	0	0	0	3	0	3
	Maintenance Engineer, Mechanical	1	0	1	0	0	0	1	0	1
	Maintenance Manager	1	0	1	0	0	0	1	0	1
	Maintenance Technician	5	0	5	0	0	0	5	0	5
	Maintenance Worker, Industrial Machinery	1	0	1	0	0	0	1	0	1
	Manager Project	0	1	1	0	0	0	0	1	1
	Managing Director, Hotel	1	0	1	0	0	0	1	0	1
	Managing Supervisor, Catering Service, Canteen And Self	5	0	5	0	0	0	5	0	5
	Managing Supervisor, Small Manufacturing Company	3	0	3	0	0	0	3	0	3
	Managing Supervisors In Manufacturing, N.E.C.	7	0	7	0	0	0	7	0	7
	Managing Supervisors In Wholesale And Retail Trade, Nec	2	0	2	0	0	0	2	0	2
	Manufacturing Paint Operator	3	0	3	0	0	0	3	0	3
	Mason	6	0	6	0	0	0	6	0	6
	Mason, General	10	0	10	0	0	0	10	0	10
	Mason, Monument	2	0	2	0	0	0	2	0	2
	Materials Testing Technician, Civil	3	0	3	0	0	0	3	0	3
	Meat Cutter	13	0	13	0	0	0	13	0	13
	Meat-And Fish- Processing Machine Operators, Nec	4	0	4	0	0	0	4	0	4
	Mechanic	4	0	4	0	0	0	4	0	4
	Mechanic Tractor	1	0	1	0	0	0	1	0	1
	Mechanic, Heavy Vehicle	2	0	2	0	0	0	2	0	2
	Mechanic, Weaving Machine	11	0	11	0	0	0	11	0	11
	Mechanical Engineer, Heating, Ventilation, And Refrigeration	1	0	1	0	0	0	1	0	1
	Mechanical Engineer, Motors And Engines (Except Marine)	2	0	2	0	0	0	2	0	2
	Mechanical Engineering Technician, General	4	0	4	0	0	0	4	0	4
	Mechanical Engineering Technician; Industrial Machines And Tools	1	0	1	0	0	0	1	0	1
	Mechanical Engineering Technicians, Nec	5	0	5	0	0	0	5	0	5
	Mechanical Engineers, Nec	1	0	1	0	0	0	1	0	1
	Mechanical Machinery Assemblers, Nec	3	0	3	0	0	0	3	0	3
	Mechanical Technician, Trainee	2	0	2	0	0	0	2	0	2
	Mechanical& Electrical Technician	1	0	1	0	0	0	1	0	1
	Medical Doctor Anaesthesia	0	1	1	0	0	0	0	1	1
	Mender	0	2	2	0	0	0	0	2	2
	Mep Planet 22 Multi-Radius Machine Operator	1	0	1	0	0	0	1	0	1
	Metal Drawers And Extruders, Nec	2	0	2	0	0	0	2	0	2
	Metal Furnace Operator	6	0	6	0	0	0	6	0	6
	Metal Galvaniser	7	0	7	0	0	0	7	0	7
	Metal Heat Treating Plant Operator	4	0	4	0	0	0	4	0	4
	Metal Moulders And Coremakers, Nec	2	0	2	0	0	0	2	0	2
	Metal Polisher, Hand	2	0	2	0	0	0	2	0	2
	Metal Printing Plate, Roller And Die Engraver, Hand	1	0	1	0	0	0	1	0	1
	Metal Scrap Processor	6	0	6	0	0	0	6	0	6
	Metal Welder	2	0	2	0	0	0	2	0	2
	Metal Wheel Grinders, Polishers And Tool Sharpeners, Nec	3	0	3	0	0	0	3	0	3
	Metal Worker	5	0	5	0	0	0	5	0	5
	Metal Working Machine Setter Operator, General	20	6	26	0	0	0	20	6	26
	Metal Working Machine Setter, General	2	0	2	0	0	0	2	0	2
	Milling-Machine Operator	4	0	4	0	0	0	4	0	4
	Milling-Machine, Setter-Operator	1	0	1	0	0	0	1	0	1
	Mixer	3	0	3	0	0	0	3	0	3
	Mixer, Bread, Dough	3	0	3	0	0	0	3	0	3
	Motor Rewinder	1	0	1	0	0	0	1	0	1
	Motor Vehicle Mechanics And Repairers, Nec	4	0	4	0	0	0	4	0	4
	Motor-Cycle Mechanic, Petrol And Diesel	1	0	1	0	0	0	1	0	1
	Moulder, Metal Casting, General	3	0	3	0	0	0	3	0	3
	Moulding Machine Operator	2	0	2	0	0	0	2	0	2
	Nurse Educator, Associate Professional	1	0	1	0	0	0	1	0	1
	Nursing Officer	1	0	1	0	0	0	1	0	1
	Nursing Superintendent	0	3	3	0	0	0	0	3	3
	Offset Machine Operator	1	0	1	0	0	0	1	0	1
	Offset Press Operator, Single Unit	6	0	6	0	0	0	6	0	6
	Offset Printing Machine Operator	1	0	1	0	0	0	1	0	1
	Operations Manager	1	0	1	0	0	0	1	0	1
	Operator, Cooling Plant	3	0	3	0	0	0	3	0	3
	Operator, Dubbing Equipment	1	0	1	0	0	0	1	0	1
	Operator, Outside Broadcasting Equipment	2	0	2	0	0	0	2	0	2
	Operator, Wire Making Plant	6	0	6	0	0	0	6	0	6
	Optical Instrument Maker And Repairer	2	0	2	0	0	0	2	0	2
	Other Cabinet Makers, Wood Treaters And Related Workers Nec	2	0	2	0	0	0	2	0	2

Table 38 (Cont'd)- Number of valid work permits and certificates of exemption by industrial group, occupation & sex, as at end of January 2024

Industrial Group	Occupation	Valid Work Permits			Certificates of Exemption			Grand Total		
		Male	Female	Both sexes	Male	Female	Both sexes	Male	Female	Both sexes
Manufacturing (cont'd)	Other Chemical Processing Plant Operators, Nec	4	0	4	0	0	0	4	0	4
	Other Chemical Products Machine Operators, Nec	3	0	3	0	0	0	3	0	3
	Other Electrical And Electronic Equipment Fitters, Installers And Repairers	1	0	1	0	0	0	1	0	1
	Other Food And Related Products Processing Trades Workers, Nec	10	0	10	0	0	0	10	0	10
	Other Machine Tool Operators, Nec	2	0	2	0	0	0	2	0	2
	Other Machinery Mechanics And Fitters, Nec	13	0	13	0	0	0	13	0	13
	Other Manufacturing Labourers, Nec	1	0	1	0	0	0	1	0	1
	Other Physical Science And Engineering Technicians, Nec	2	0	2	0	0	0	2	0	2
	Other Precision Worker In Metal, Diamond, Rubber Plastics, Painter	6	0	6	0	0	0	6	0	6
	Painter	19	0	19	0	0	0	19	0	19
	Painter, Artist	3	0	3	0	0	0	3	0	3
	Painter, Vehicle	4	0	4	0	0	0	4	0	4
	Panel Beater	3	0	3	0	0	0	3	0	3
	Pastry Chef	2	0	2	0	0	0	2	0	2
	Pastry Cook	2	0	2	0	0	0	2	0	2
	Pastry Maker	190	6	196	0	0	0	190	6	196
	Pattern Maker, Garment	1	0	1	0	0	0	1	0	1
	Pattern-Maker And Cutter, Mattress	1	0	1	0	0	0	1	0	1
	Physicist Mechanics	1	0	1	0	0	0	1	0	1
	Pipe Fitter, General	32	0	32	0	0	0	32	0	32
	Pipe Fitter	1	0	1	0	0	0	1	0	1
	Plant Maintenance Mechanic	1	0	1	0	0	0	1	0	1
	Plastic Bag Machine Operator	2	0	2	0	0	0	2	0	2
	Plastic Extruding Machine Operator	5	0	5	0	0	0	5	0	5
	Plastic Injection Moulding Machine Operator	44	0	44	0	0	0	44	0	44
	Plastics-Products Machine Operators, Nec	8	0	8	0	0	0	8	0	8
	Plumber, General	49	0	49	0	0	0	49	0	49
	Plumbers And Pipe Fitters, Nec	1	0	1	0	0	0	1	0	1
	Polisher, Glass Lens	4	0	4	0	0	0	4	0	4
	Polishing Machine Operator	5	0	5	0	0	0	5	0	5
	Pouching Operator	1	0	1	0	0	0	1	0	1
	Poultry And Food Processing Operator	1	0	1	0	0	0	1	0	1
	Poultry Farm Worker	1	0	1	0	0	0	1	0	1
	Poultry Farm Worker (Unskilled)	3	0	3	0	0	0	3	0	3
	Poultry Farmer	20	0	20	0	0	0	20	0	20
	Precision Grinding-Machine Setter-Operator	14	0	14	0	0	0	14	0	14
	Precision Instrument Maker And Repairer	1	0	1	0	0	0	1	0	1
	Precision Instrument Makers And Repairers, Nec	1	0	1	0	0	0	1	0	1
	Precision-Grinding-Machine Operator	5	0	5	0	0	0	5	0	5
	Press Machine Operator	2	0	2	0	0	0	2	0	2
	Press Operator, Offset Lithographic Printing	6	0	6	0	0	0	6	0	6
	Pressing Machine Operator	19	0	19	0	0	0	19	0	19
	Principal Technician	4	0	4	0	0	0	4	0	4
	Printer, General	3	0	3	0	0	0	3	0	3
	Printing Machine Operators, Nec	8	0	8	0	0	0	8	0	8
	Process Operator	3	0	3	0	0	0	3	0	3
	Production And Operations Department Managers In	1	0	1	0	0	0	1	0	1
	Production Clerks, Nec	1	0	1	0	0	0	1	0	1
	Production Coordinator	1	0	1	0	0	0	1	0	1
	Production Engineering Technician	1	0	1	0	0	0	1	0	1
	Production Engineering, Trainee Technician	2	0	2	0	0	0	2	0	2
	Production Manager	1	0	1	0	0	0	1	0	1
	Production Manager Cum General Manager	2	0	2	0	0	0	2	0	2
	Production Manager, Manufacturing	13	0	13	0	0	0	13	0	13
	Production Supervisor, Iron Sheet, Profiling And Corrugating	1	0	1	0	0	0	1	0	1
	Production Technician, Concrete Plant	3	0	3	0	0	0	3	0	3
	Productions And Operations Managers And Senior	1	0	1	0	0	0	1	0	1
	Profiling Machine Operator	1	0	1	0	0	0	1	0	1
	Project Coordinator	0	1	1	0	0	0	0	1	1
	Punching Machine Operator, Aluminium Products	2	0	2	0	0	0	2	0	2
	Pvc Machine Operator	5	0	5	0	0	0	5	0	5
	Quality Assurance Manager	6	0	6	0	0	0	6	0	6
	Quality Assurance Officer	5	0	5	0	0	0	5	0	5
	Quality Control Officer	1	0	1	0	0	0	1	0	1
	Quality Controller, Textiles	6	2	8	0	0	0	6	2	8
	Quality Inspector	3	0	3	0	0	0	3	0	3
	Quality Inspector, Products	1	0	1	0	0	0	1	0	1
	Raffia Polisher	1	0	1	0	0	0	1	0	1
	Rebeaming Machine Operator	2	0	2	0	0	0	2	0	2
	Recycling Machine Operator, Plastic	15	0	15	0	0	0	15	0	15
	Rigger, General	12	0	12	0	0	0	12	0	12
	Roller Shutter Fixer	1	0	1	0	0	0	1	0	1
	Roof Tiles Plant Operator	10	0	10	0	0	0	10	0	10
	Rotor Vane Machine Operator	1	0	1	0	0	0	1	0	1
	Sales And Marketing Manager;	1	1	2	0	0	0	1	1	2
	Sales Representative Technical	1	0	1	0	0	0	1	0	1
	Sawing Machine Setter-Operator, Panel	2	0	2	0	0	0	2	0	2
	Sculptor	6	0	6	0	0	0	6	0	6
	Setter, Printing Machine	2	0	2	0	0	0	2	0	2
	Setter-Operator, Soldering	1	0	1	0	0	0	1	0	1
	Sewer, Mattress	8	0	8	0	0	0	8	0	8
	Sewing And Embroidery Machine Operators, Nec	4	1	5	0	0	0	4	1	5
	Sewing Machine Mechanic	2	0	2	0	0	0	2	0	2

Table 38 (Cont'd)- Number of valid work permits and certificates of exemption by industrial group, occupation & sex, as at end of January 2024

Industrial Group	Occupation	Valid Work Permits			Certificates of Exemption			Grand Total		
		Male	Female	Both sexes	Male	Female	Both sexes	Male	Female	Both sexes
Manufacturing (cont'd)	Sewing Machine Operator	109	112	221	0	0	0	109	112	221
	Sewing Machinist	1	0	1	0	0	0	1	0	1
	Sewing Tape Edge Machine Operator	5	0	5	0	0	0	5	0	5
	Sewing Technician	2	0	2	0	0	0	2	0	2
	Sheet Metal Worker	11	0	11	0	0	0	11	0	11
	Sheet-Metal Marker	1	0	1	0	0	0	1	0	1
	Sheet-Metal Worker, Furniture	3	0	3	0	0	0	3	0	3
	Sheet-Metal Worker, General	5	0	5	0	0	0	5	0	5
	Sheet-Metal Workers, Nec	6	0	6	0	0	0	6	0	6
	Shoe Making And Related Machine Operators, Nec	5	0	5	0	0	0	5	0	5
	Shoe Sewer/Machine	4	0	4	0	0	0	4	0	4
	Shoemaker	5	0	5	0	0	0	5	0	5
	Shoe-Maker, General	1	0	1	0	0	0	1	0	1
	Shoe-Makers And Shoe Repairers, Nec	1	0	1	0	0	0	1	0	1
	Shop Assistant	1	0	1	0	0	0	1	0	1
	Sign-Writer	2	0	2	0	0	0	2	0	2
	Site Supervisor	5	0	5	0	0	0	5	0	5
	Site Technician	32	0	32	0	0	0	32	0	32
	Skilled Aluminium Fabricator	1	0	1	0	0	0	1	0	1
	Skilled Carpenter	12	0	12	0	0	0	12	0	12
	Skilled Chemical Operator	3	0	3	0	0	0	3	0	3
	Skilled Factory Operator	5	0	5	0	0	0	5	0	5
	Skilled Fibre Glass Worker	13	0	13	0	0	0	13	0	13
	Skilled Glass Cutter	1	0	1	0	0	0	1	0	1
	Skilled Glass Cutters And Art Designers On Glasses	1	0	1	0	0	0	1	0	1
	Skilled Jeweller	1	0	1	0	0	0	1	0	1
	Skilled Machine Operator	7	0	7	0	0	0	7	0	7
	Skilled Textile Machine Operator	1	0	1	0	0	0	1	0	1
	Skilled Worker	3	0	3	0	0	0	3	0	3
	Skilled Worker/Aluminium Fabricator	1	0	1	0	0	0	1	0	1
	Slaughterer	5	0	5	0	0	0	5	0	5
	Snack Maker	4	0	4	0	0	0	4	0	4
	Snack Pastry Maker	4	0	4	0	0	0	4	0	4
	Software Developer	0	1	1	0	0	0	0	1	1
	Sorter Of Textile Waste	5	0	5	0	0	0	5	0	5
	Sorter Textile/Garment Waste	5	0	5	0	0	0	5	0	5
	Sorter, Scrap Metal	2	0	2	0	0	0	2	0	2
	Spice Grinder, Hand	2	0	2	0	0	0	2	0	2
	Spinner	46	0	46	0	0	0	46	0	46
	Spinner, Metal	15	0	15	0	0	0	15	0	15
	Spinner, Thread And Yarn	213	2	215	0	0	0	213	2	215
	Spinning Machine Operator	85	0	85	0	0	0	85	0	85
	Spinning Technician	3	0	3	0	0	0	3	0	3
	Spraying Machine Operator	1	0	1	0	0	0	1	0	1
	Steel Fixer	16	0	16	0	0	0	16	0	16
	Stone Cutter And Finisher	1	0	1	0	0	0	1	0	1
	Stone Setter	2	0	2	0	0	0	2	0	2
	Stoneworker	3	0	3	0	0	0	3	0	3
	Storekeeper	1	0	1	0	0	0	1	0	1
	Structural-Steel Worker, Workshop	8	0	8	0	0	0	8	0	8
	Supervisor	1	0	1	0	0	0	1	0	1
	Supervisor And Foreman , Welding And Flame Cutting	1	0	1	0	0	0	1	0	1
	Supervisor And Foreman, Aluminium Product Making	3	0	3	0	0	0	3	0	3
	Supervisor And Foreman, Blasting And Shotfiring	1	0	1	0	0	0	1	0	1
	Supervisor And Foreman, Building Construction	1	0	1	0	0	0	1	0	1
	Supervisor And Foreman, Diamond Cutting And Polishing	8	0	8	0	0	0	8	0	8
	Supervisor And Foreman, Garment Manufacturing	13	0	13	0	0	0	13	0	13
	Supervisor And Foreman, Hand Embroidery	1	0	1	0	0	0	1	0	1
	Supervisor And Foreman, Machine-Tool Setting-Operations	1	0	1	0	0	0	1	0	1
	Supervisor And Foreman, Sheet Metal Working	2	0	2	0	0	0	2	0	2
	Supervisor And Foreman, Textile Manufacturing	10	0	10	0	0	0	10	0	10
	Machine Operations	3	0	3	0	0	0	3	0	3
	Supervisor And General Foreman, Spinning And Winding	1	0	1	0	0	0	1	0	1
	Machine Operations	1	0	1	0	0	0	1	0	1
	Supervisor And General Foreman, Textile Products Treating	3	0	3	0	0	0	3	0	3
	Machine Operations	1	0	1	0	0	0	1	0	1
	Supervisor And General Foreman, Weaving And Knitting	1	0	1	0	0	0	1	0	1
	Machine Operations	1	0	1	0	0	0	1	0	1
	Supervisor Plumbing, Pipe Fitting	2	0	2	0	0	0	2	0	2
	Supervisor, Flooring	1	0	1	0	0	0	1	0	1
	Supervisor, Garment Cutting	1	0	1	0	0	0	1	0	1
	Supervisor, Garment Finishing	1	0	1	0	0	0	1	0	1
	Supervisor, Garment Manufacturing	3	0	3	0	0	0	3	0	3
	Supervisor, Machine Operations, Panels	6	1	7	0	0	0	6	1	7
	Supervisor, Panel Checking	4	0	4	0	0	0	4	0	4
	Supervisors And General Foremen, Food Processing Machine	1	0	1	0	0	0	1	0	1
	Operations, Nec	2	0	2	0	0	0	2	0	2
	Surveyor'S Technician	2	0	2	0	0	0	2	0	2
	Tailor	2	0	2	0	0	0	2	0	2
	Tailor, General	3	0	3	0	0	0	3	0	3

Table 38 (Cont'd)- Number of valid work permits and certificates of exemption by industrial group, occupation & sex, as at end of January 2024

Industrial Group	Occupation	Valid Work Permits			Certificates of Exemption			Grand Total		
		Male	Female	Both sexes	Male	Female	Both sexes	Male	Female	Both sexes
Manufacturing (cont'd)	Tea And Coffee Taster	0	1	1	0	0	0	0	1	1
	Tea Farmer	5	0	5	0	0	0	5	0	5
	Tea Field Maintenance Operator	3	0	3	0	0	0	3	0	3
	Tea Plucking Machine Operator	3	0	3	0	0	0	3	0	3
	Tea Seeds Gardener Helper	1	0	1	0	0	0	1	0	1
	Teacher, Special Education, Professional	0	1	1	0	0	0	0	1	1
	Team Leader	9	0	9	0	0	0	9	0	9
	Technical Officer	1	0	1	0	0	0	1	0	1
	Technical Services Manager	1	0	1	0	0	0	1	0	1
	Technician Electric Motors	1	0	1	0	0	0	1	0	1
	Technician, Chemical Processes	1	0	1	0	0	0	1	0	1
	Technician, Engineering, Diesel Motors And Engines	2	0	2	0	0	0	2	0	2
	Technologist, Paper	1	0	1	0	0	0	1	0	1
	Tent Decorator	1	0	1	0	0	0	1	0	1
	Terminal Operator, Mechanical	5	0	5	0	0	0	5	0	5
	Textile Bleaching, Dyeing, And Cleaning Machine Operators, Nec	1	0	1	0	0	0	1	0	1
	Textile Machine Operator	13	0	13	0	0	0	13	0	13
	Textile Mechanic	1	0	1	0	0	0	1	0	1
	Textile Printer	2	0	2	0	0	0	2	0	2
	Textile Technician	14	0	14	0	0	0	14	0	14
	Textile, Leather And Related Pattern-Makers And Cutters, Nec	3	0	3	0	0	0	3	0	3
	Tig & Mig Welder	2	0	2	0	0	0	2	0	2
	Tig Welder	5	0	5	0	0	0	5	0	5
	Toiletry Products Machine Operator	9	0	9	0	0	0	9	0	9
	Tongsman	1	0	1	0	0	0	1	0	1
	Trainee Designer	1	0	1	0	0	0	1	0	1
	Trainer, Automobile Mechanic	2	0	2	0	0	0	2	0	2
	Trimmer	1	0	1	0	0	0	1	0	1
	Trimmer (Roll Forming Machine)	1	0	1	0	0	0	1	0	1
	Turner	3	0	3	0	0	0	3	0	3
	Turner & Fitter	5	0	5	0	0	0	5	0	5
	Turner, Lathe Setter-Operator	1	0	1	0	0	0	1	0	1
	Turner/Fitter	26	0	26	0	0	0	26	0	26
	Twisting Machine Operator	1	0	1	0	0	0	1	0	1
	Type Casting Machine Operator	1	0	1	0	0	0	1	0	1
	Unskilled Worker, Manufacturing And Machinery Assembling	2	0	2	0	0	0	2	0	2
	Upholsterer	72	2	74	0	0	0	72	2	74
	Upholsterer, Furniture	20	0	20	0	0	0	20	0	20
	Upholsterer, General	48	0	48	0	0	0	48	0	48
	Uv Varnishing Machine Operator	1	0	1	0	0	0	1	0	1
	Vacuum Foaming Machine Technician	1	0	1	0	0	0	1	0	1
	Varnisher	1	0	1	0	0	0	1	0	1
	Varnisher, Manufactured Articles	3	0	3	0	0	0	3	0	3
	Varnisher/Lacquering Furniture	1	0	1	0	0	0	1	0	1
	Varnishing Machine Operator	2	0	2	0	0	0	2	0	2
	Veneer Applier	1	0	1	0	0	0	1	0	1
	"Volontaire International En Entreprise (VIE)"	0	0	0	1	0	1	1	0	1
	Wax Model Maker	1	0	1	0	0	0	1	0	1
	Weaving And Knitting Machine Operators, Nec	73	0	73	0	0	0	73	0	73
	Weaving Machine Operator	35	0	35	0	0	0	35	0	35
	Welder	29	0	29	0	0	0	29	0	29
	Welder Fitter	5	0	5	0	0	0	5	0	5
	Welder Mig & Tig	1	0	1	0	0	0	1	0	1
	Welder Tig & Mig	18	0	18	0	0	0	18	0	18
	Welder, Mig	161	1	162	0	0	0	161	1	162
	Welder, Resistance	3	0	3	0	0	0	3	0	3
	Welder/Cutter	1	0	1	0	0	0	1	0	1
	Welder/Turner	4	0	4	0	0	0	4	0	4
	Welders And Flame-Cutters, Nec	30	0	30	0	0	0	30	0	30
	Wheel Balancer And Aligner	5	0	5	0	0	0	5	0	5
	Wire Fence Making Machine Operator	4	1	5	0	0	0	4	1	5
	Wire-Coating Machine Operator	2	0	2	0	0	0	2	0	2
	Withering Machine Operator	1	0	1	0	0	0	1	0	1
	Wood And Related Products Assemblers, Nec	1	0	1	0	0	0	1	0	1
	Wood Carver	2	0	2	0	0	0	2	0	2
	Wood Carver;Hand	17	0	17	0	0	0	17	0	17
	Wood Polisher	4	0	4	0	0	0	4	0	4
	Wood, Rubber Or Linoleum Block Engraver, Hand	2	0	2	0	0	0	2	0	2
	Wooden Furniture Finisher	2	0	2	0	0	0	2	0	2
	Wood-Polishing-Machine Setter Operator	2	0	2	0	0	0	2	0	2
	Wood-Processing Plant Operators, Nec	1	0	1	0	0	0	1	0	1
	Wood-Working-Machine Operator, General	8	0	8	0	0	0	8	0	8
	Working Proprietor, Metal Works & Fabrication	4	0	4	0	0	0	4	0	4
	Workshop Mechanic(Turner)	1	0	1	0	0	0	1	0	1
	Workshop Supervisor	1	0	1	0	0	0	1	0	1
	Yarn Dyeing Technician	2	0	2	0	0	0	2	0	2
	Sub Total	16538	4117	20655	1	0	1	16539	4117	20656

Table 38 (Cont'd)- Number of valid work permits and certificates of exemption by industrial group, occupation & sex, as at end of January 2024

Industrial Group	Occupation	Valid Work Permits			Certificates of Exemption			Grand Total		
		Male	Female	Both sexes	Male	Female	Both sexes	Male	Female	Both sexes
Electricity, Gas and Water Supply	Electrician, Motor Vehicle	1	0	1	0	0	0	1	0	1
	Mechanic, Heavy Vehicle	2	0	2	0	0	0	2	0	2
	Sawing Machine Setter-Operator, Panel	1	0	1	0	0	0	1	0	1
	Welder, Mig	1	0	1	0	0	0	1	0	1
	Sub Total	5	0	5	0	0	0	5	0	5
Construction	Accountant	0	0	0	1	0	1	1	0	1
	Accounts Executive	0	0	0	1	0	1	1	0	1
	Additional General Manager	0	0	0	2	0	2	2	0	2
	Admin Executive	0	0	0	1	0	1	1	0	1
	Admin Executive Grade I	0	0	0	1	0	1	1	0	1
	Admin Officer	0	0	0	1	0	1	1	0	1
	Air Conditioner Installer	15	0	15	0	0	0	15	0	15
	Air Conditioning & Refrigeration Technician	2	0	2	0	0	0	2	0	2
	Air Conditioning Technician	2	0	2	0	0	0	2	0	2
	Alumecano Technical	12	0	12	0	0	0	12	0	12
	Alumecano Technical Supervisor	1	0	1	0	0	0	1	0	1
	Aluminium Fabricator	20	0	20	0	0	0	20	0	20
	Aluminium Framemaker	2	0	2	0	0	0	2	0	2
	Aluminium Skilled Worker	5	0	5	0	0	0	5	0	5
	Apprentice, Air Conditioning And Refrigeration	3	0	3	0	0	0	3	0	3
	Apprentice, Machinery Assembler	4	0	4	0	0	0	4	0	4
	Architect, Landscape	12	0	12	0	0	0	12	0	12
	Assembler Aluminium Products	2	0	2	0	0	0	2	0	2
	Assembler, Furniture, Wooden	3	0	3	0	0	0	3	0	3
	Assistant Brick Layer	20	0	20	0	0	0	20	0	20
	Assistant Construction Manager	0	0	0	1	0	1	1	0	1
	Assistant Construction Manager (Civil)	0	0	0	5	0	5	5	0	5
	Assistant Construction Manager (Electrical)	0	0	0	2	0	2	2	0	2
	Assistant Construction Manager (Mechanical)	0	0	0	2	0	2	2	0	2
	Communication)	0	0	0	1	0	1	1	0	1
	Assistant Cook	0	0	0	2	0	2	2	0	2
	Assistant Cook Grade II	0	0	0	2	0	2	2	0	2
	Assistant General Manager	0	0	0	1	0	1	1	0	1
	Assistant Manager	0	0	0	2	0	2	2	0	2
	Assistant Manager (Accounts)	0	0	0	2	0	2	2	0	2
	Assistant Manager (Cad)	0	0	0	1	0	1	1	0	1
	Assistant Manager (Civil)	0	0	0	5	0	5	5	0	5
	Assistant Manager (Electrical)	0	0	0	4	0	4	4	0	4
	Assistant Manager (Plant & Machinery)	0	0	0	1	0	1	1	0	1
	Assistant Manager (Stores)	0	0	0	1	0	1	1	0	1
	Assistant Officer (Accounts)	0	0	0	1	0	1	1	0	1
	Assistant Officer (Human Resource)	0	0	0	1	0	1	1	0	1
	Assistant Officer (Industrial Relation)	0	0	0	1	0	1	1	0	1
	Assistant Project Manager	0	0	0	3	0	3	3	0	3
	Assistant Safety Supervisor	0	0	0	1	0	1	1	0	1
	Assistant Safety Supervisor Grade II	0	0	0	1	0	1	1	0	1
	Assistant Surveyor	0	1	1	0	0	0	0	1	1
	Assistant Planning Engineer	0	0	0	1	0	1	1	0	1
	Assistant Planning Engineer Grade II	0	0	0	1	0	1	1	0	1
	Automobile Electrician	4	0	4	0	0	0	4	0	4
	Automobile Mechanic	3	0	3	0	0	0	3	0	3
	Automobile Painter	2	0	2	0	0	0	2	0	2
	Backhoe Loader Operator	2	0	2	0	0	0	2	0	2
	Barbender	333	0	333	0	0	0	333	0	333
	Barbender Grade I	0	0	0	47	0	47	47	0	47
	Barbender Grade II	0	0	0	84	0	84	84	0	84
	Bartender	2	0	2	0	0	0	2	0	2
	Block Mason Grade II	0	0	0	101	0	101	101	0	101
	Blockmaker, Concrete Casting	1	0	1	0	0	0	1	0	1
	Bricklayer, Construction	43	0	43	0	0	0	43	0	43
	Bricklayers, Stonemasons, Floor Layers And Tile Setters, Nec	26	0	26	0	0	0	26	0	26
	Builder, House, Traditional Materials	3	0	3	0	0	0	3	0	3
	Building And Related Electricians, Nec	4	0	4	0	0	0	4	0	4
	Building Construction And Maintenance Labourers, Nec	3	0	3	0	0	0	3	0	3
	Building Construction Labourer	18	0	18	0	0	0	18	0	18
	Building Electrician	5	0	5	0	0	0	5	0	5
	Building Painter	8	0	8	0	0	0	8	0	8
	Bulldozer Operator	2	0	2	0	0	0	2	0	2
	Cabinet Maker	35	1	36	0	0	0	35	1	36
	Cabinet Maker Grade II	0	0	0	2	0	2	2	0	2
	Cable Jointer	1	0	1	0	0	0	1	0	1
	Cable Technician	1	0	1	0	0	0	1	0	1
	Camp Supervisor	0	0	0	1	0	1	1	0	1
	Carpenter	263	0	263	18	0	18	281	0	281
	Carpenter Grade I	0	0	0	253	0	253	253	0	253
	Carpenter Grade II	0	0	0	915	0	915	915	0	915
	Carpenter, General	829	1	830	0	0	0	829	1	830
	Carpenters And Joiners, Nec	4	0	4	0	0	0	4	0	4

Table 38 (Cont'd)- Number of valid work permits and certificates of exemption by industrial group, occupation & sex, as at end of January 2024

Industrial Group	Occupation	Valid Work Permits			Certificates of Exemption			Grand Total		
		Male	Female	Both sexes	Male	Female	Both sexes	Male	Female	Both sexes
Construction (cont'd)	Chief General Manager (Engineer)	0	0	0	1	0	1	1	0	1
	Civil Foreman	0	0	0	1	0	1	1	0	1
	Civil Supervisor	0	0	0	1	0	1	1	0	1
	Civil Technician	0	0	0	1	0	1	1	0	1
	Cladding Technician	8	0	8	0	0	0	8	0	8
	Cleaner	0	0	0	2	0	2	2	0	2
	Concrete Pump Operator, Mobile Truck	2	0	2	0	0	0	2	0	2
	Concrete Shutterer	97	0	97	0	0	0	97	0	97
	Concrete Supervisor	1	0	1	0	0	0	1	0	1
	Concrete Worker Grade II	0	0	0	42	0	42	42	0	42
	Construction Carpenter	138	0	138	0	0	0	138	0	138
	Construction Joiner	8	0	8	0	0	0	8	0	8
	Construction Manager (Civil)	0	0	0	1	0	1	1	0	1
	Construction Manager (Mechanical)	0	0	0	1	0	1	1	0	1
	Construction Manager (Qa/Qc)	0	0	0	1	0	1	1	0	1
	Construction Team Leader	1	0	1	0	0	0	1	0	1
	Construction Worker	6	0	6	0	0	0	6	0	6
	Construction Worker Mason	5	0	5	0	0	0	5	0	5
	Constructional Steel Erector	4	0	4	0	0	0	4	0	4
	Controller, Operation Control Center	0	0	0	1	0	1	1	0	1
	Cook	8	0	8	10	0	10	18	0	18
	Cook Grade I	0	0	0	14	0	14	14	0	14
	Cook Grade II	0	0	0	2	0	2	2	0	2
	Cook Helper Grade I	0	0	0	1	0	1	1	0	1
	Cook, Chinese Cuisine	2	1	3	0	0	0	2	1	3
	Cook, Indian Cuisine	6	0	6	0	0	0	6	0	6
	Cooks, Nec	6	0	6	0	0	0	6	0	6
	Crane Operator	13	0	13	0	0	0	13	0	13
	Deputy General Manager	0	0	0	2	0	2	2	0	2
	Deputy General Manager (Civil)	0	0	0	3	0	3	3	0	3
	Deputy General Manager (Design)	0	0	0	1	0	1	1	0	1
	Deputy Manager (Civil)	0	0	0	1	0	1	1	0	1
	Deputy Project Manager	0	0	0	1	0	1	1	0	1
	Design Delivery Manager	0	0	0	1	0	1	1	0	1
	Director	0	0	0	0	1	1	0	1	1
	Director/Chief Executive, Corporate Organisation (Private Sector)	2	0	2	0	0	0	2	0	2
	Directors/Chief Executives, Nec	1	0	1	0	0	0	1	0	1
	Draftsman	0	0	0	1	0	1	1	0	1
	Driver Grade I	0	0	0	10	0	10	10	0	10
	Driver Grade II	0	0	0	11	0	11	11	0	11
	Driver, Motor Tricycle, Goods	6	0	6	0	0	0	6	0	6
	Driver, Truck, Heavy	3	0	3	0	0	0	3	0	3
	Driver, Vehicle, General	7	0	7	0	0	0	7	0	7
	Driver/Helper	15	0	15	0	0	0	15	0	15
	Duct Erector	5	0	5	0	0	0	5	0	5
	Ductman	3	0	3	0	0	0	3	0	3
	Dy General Manager (Finance)	0	0	0	1	0	1	1	0	1
	Dy. General Manager (Engg)	0	0	0	1	0	1	1	0	1
	Electric & Mig Welder	1	0	1	0	0	0	1	0	1
	Electric Arc Welder, Hand	3	0	3	0	0	0	3	0	3
	Electric Cable Joiner	1	0	1	0	0	0	1	0	1
	Electric Power Lineman	2	0	2	0	0	0	2	0	2
	Electrical & Mechanical Technician	3	0	3	0	0	0	3	0	3
	Electrical Engineering Technician	5	0	5	0	0	0	5	0	5
	Electrical Engineering Technician General	18	0	18	0	0	0	18	0	18
	Electrical Engineering Technician, High Voltage	1	0	1	0	0	0	1	0	1
	Electrical Engineering Technicians, Nec	1	0	1	0	0	0	1	0	1
	Electrical Mechanics And Fitters, Nec	1	0	1	0	0	0	1	0	1
	Electrical Supervisor	2	0	2	0	0	0	2	0	2
	Electrical Technician	3	0	3	0	0	0	3	0	3
	Electrical Technician Trainee	3	0	3	0	0	0	3	0	3
	Electrician	72	0	72	1	0	1	73	0	73
	Electrician Grade I	0	0	0	22	0	22	22	0	22
	Electrician Grade II	0	0	0	76	0	76	76	0	76
	Electrician Ship	1	0	1	0	0	0	1	0	1
	Electrician, General	212	0	212	0	0	0	212	0	212
	Electro Technician	2	0	2	0	0	0	2	0	2
	Electronic & Traffic Lights Computer Operator	1	1	2	0	0	0	1	1	2
	Electronic Mechanic/Autogas Technician	3	0	3	0	0	0	3	0	3
	Electronic Technician	2	0	2	0	0	0	2	0	2
	Electronics Engineering Technician, General	1	0	1	0	0	0	1	0	1
	Engineer	0	0	0	1	0	1	1	0	1
	Engineer Electrical	1	0	1	0	0	0	1	0	1
	Engineer, Building Construction	1	0	1	0	0	0	1	0	1
	Engineer, Electrical And Electronics	1	0	1	0	0	0	1	0	1
	Engineer, Hydraulics	1	0	1	0	0	0	1	0	1
	Engineer, Power Distribution And Transmission	1	0	1	0	0	0	1	0	1
	Excavating Machine Operator	6	0	6	0	0	0	6	0	6
	Excavator Loader On P Types	15	0	15	0	0	0	15	0	15

Table 38 (Cont'd)- Number of valid work permits and certificates of exemption by industrial group, occupation & sex, as at end of January 2024

Industrial Group	Occupation	Valid Work Permits			Certificates of Exemption			Grand Total		
		Male	Female	Both sexes	Male	Female	Both sexes	Male	Female	Both sexes
Construction (cont'd)	Excavator Operator	9	0	9	18	0	18	27	0	27
	Excavator Operator Grade 2	0	0	0	3	0	3	3	0	3
	Executive (Civil)	0	0	0	1	0	1	1	0	1
	Executive Purchase	0	0	0	1	0	1	1	0	1
	False Ceiling Fixer	21	0	21	0	0	0	21	0	21
	False Ceiling Makers And Fixers	0	0	0	2	0	2	2	0	2
	First Aider	0	0	0	1	0	1	1	0	1
	Fitter For Pipelines Works	1	0	1	0	0	0	1	0	1
	Floor Layer, Apprentice	1	0	1	0	0	0	1	0	1
	Floor Layer, Wooden	1	0	1	0	0	0	1	0	1
	Floor Layers And Tile Setters, Nec	33	0	33	0	0	0	33	0	33
	Foreman	0	0	0	9	0	9	9	0	9
	Foreman Building	0	0	0	3	0	3	3	0	3
	Foreman Site Works	0	0	0	3	0	3	3	0	3
	Furniture Carpenter	2	0	2	0	0	0	2	0	2
	Gardener	27	0	27	0	0	0	27	0	27
	Gas And Electric Welder, General	18	0	18	0	0	0	18	0	18
	Gas Welder	2	0	2	0	0	0	2	0	2
	General Foreman	0	0	0	1	0	1	1	0	1
	Grader Operator	2	0	2	0	0	0	2	0	2
	Grader Operator, Cement	2	0	2	0	0	0	2	0	2
	Granite Cutter And Polisher	3	1	4	0	0	0	3	1	4
	Granite Technician	33	0	33	0	0	0	33	0	33
	Granite Technician & Polisher	1	0	1	0	0	0	1	0	1
	Granite Worker	1	0	1	0	0	0	1	0	1
	Hand End Blade Machine Operator (Rolling Shutters)	2	0	2	0	0	0	2	0	2
	Head - Finance, Accounts & Admin	0	0	0	1	0	1	1	0	1
	Head (Project Control)	0	0	0	1	0	1	1	0	1
	Head Cook	3	0	3	0	0	0	3	0	3
	Health Executive	0	0	0	1	0	1	1	0	1
	Heating & Cooling Technician	1	0	1	0	0	0	1	0	1
	Heavy Driver Grade 2	0	0	0	2	0	2	2	0	2
	Heavy Vehicle Driver	1	0	1	0	0	0	1	0	1
	Helper	14	0	14	77	0	77	91	0	91
	Helper - Civil Works	0	0	0	31	0	31	31	0	31
	Helper - Electrical Works	0	0	0	2	0	2	2	0	2
	Helper - Mechanical Works	0	0	0	3	0	3	3	0	3
	Helper Grade 2	0	0	0	5	0	5	5	0	5
	Helper Qa/Qc	0	0	0	1	0	1	1	0	1
	Helper-Civil Works	0	0	0	5	0	5	5	0	5
	Hvac Air Conditioning & Ventilation Technician	3	0	3	0	0	0	3	0	3
	Hvac Technician	3	0	3	0	0	0	3	0	3
	Interpreter Clerks, Court	1	0	1	0	0	0	1	0	1
	Interpreter	1	0	1	0	0	0	1	0	1
	It/System	0	0	0	1	0	1	1	0	1
	Jcb Operator	2	0	2	6	0	6	8	0	8
	Jcb Operator Grade II	0	0	0	1	0	1	1	0	1
	Job Operator	0	0	0	1	0	1	1	0	1
	Joinery Carpenter	23	0	23	0	0	0	23	0	23
	Junior Manager	0	0	0	3	0	3	3	0	3
	Junior Technical Officer	0	0	0	8	0	8	8	0	8
	Junior Technical Officer Grade II	0	0	0	1	0	1	1	0	1
	Khalasi / Rigger Grade II	0	0	0	6	0	6	6	0	6
	Lab Technician	0	0	0	1	0	1	1	0	1
	Laboratory Technician, Chemical Laboratory	3	0	3	0	0	0	3	0	3
	Labour/Helper	0	0	0	1	0	1	1	0	1
	Labourer, Digging, Quarry	2	0	2	0	0	0	2	0	2
	Landscaper	11	0	11	0	0	0	11	0	11
	Lathe Machine Operator	1	0	1	0	0	0	1	0	1
	Lead Formations	0	0	0	1	0	1	1	0	1
	Lead Railway Systems	0	0	0	1	0	1	1	0	1
	Leading Hand Building	0	0	0	1	0	1	1	0	1
	Leading Hand Grade II	0	0	0	7	0	7	7	0	7
	Leading Hand Site Works	0	0	0	2	0	2	2	0	2
	Lift Technician	4	0	4	0	0	0	4	0	4
	Light Truck Driver Grade II	0	0	0	5	0	5	5	0	5
	Loader Operator	0	0	0	1	0	1	1	0	1
	Lorry Driver Grade II	0	0	0	10	0	10	10	0	10
	Lorry Driver, Heavy	13	0	13	0	0	0	13	0	13
	Lorry Operator	8	0	8	0	0	0	8	0	8
	Machine Operator Colour Machine, Paint Manufacturing	1	0	1	0	0	0	1	0	1
	Machine Operator, Sewing	10	0	10	0	0	0	10	0	10
	Maintenance Electrician	1	0	1	0	0	0	1	0	1
	Maintenance Manager	1	0	1	0	0	0	1	0	1
	Manager	0	0	0	4	0	4	4	0	4
	Manager (Accounts)	0	0	0	2	0	2	2	0	2
	Manager (Civil)	0	0	0	3	0	3	3	0	3
	Manager (Engineering)	0	0	0	1	0	1	1	0	1
	Manager (Environment, Health And Safety)	0	0	0	1	0	1	1	0	1
	Manager (Mechanical)	0	0	0	3	0	3	3	0	3
	Manager (Stores)	0	0	0	1	0	1	1	0	1
	Manager (Survey)	0	0	0	1	0	1	1	0	1

Table 38 (Cont'd)- Number of valid work permits and certificates of exemption by industrial group, occupation & sex, as at end of January 2024

Industrial Group	Occupation	Valid Work Permits			Certificates of Exemption			Grand Total		
		Male	Female	Both sexes	Male	Female	Both sexes	Male	Female	Both sexes
Construction (cont'd)	Manager (Systems)	0	0	0	1	0	1	1	0	1
	Managing Supervisor, Small Construction Company	3	2	5	0	0	0	3	2	5
	Managing Supervisors In Construction, Nec	15	3	18	0	0	0	15	3	18
	Marble Setter	2	0	2	0	0	0	2	0	2
	Mason	680	1	681	28	0	28	708	1	709
	Mason Grade I	0	0	0	285	0	285	285	0	285
	Mason Grade 2	0	0	0	1374	0	1374	1374	0	1374
	Mason, General	1662	3	1665	0	0	0	1662	3	1665
	Mason, Monument	56	0	56	0	0	0	56	0	56
	Material Planning Clerk	1	0	1	0	0	0	1	0	1
	Materials Testing Technician, Civil	12	0	12	0	0	0	12	0	12
	Mechanic	6	0	6	0	0	0	6	0	6
	Mechanic Grade I	0	0	0	3	0	3	3	0	3
	Mechanic Grade II	0	0	0	1	0	1	1	0	1
	Mechanic, Construction Machinery	11	0	11	0	0	0	11	0	11
	Mechanic, Electrical	8	0	8	0	0	0	8	0	8
	Mechanical & Electrical Coordinator	0	0	0	2	0	2	2	0	2
	Mechanical Assistant	0	0	0	1	0	1	1	0	1
	Mechanical Engineering Technician, General	1	0	1	0	0	0	1	0	1
	Mechanical Engineers, Nec	1	0	1	0	0	0	1	0	1
	Mechanical Equipment	1	0	1	0	0	0	1	0	1
	Mechanical Machinery Assemblers, Nec	1	0	1	0	0	0	1	0	1
	Mechanical Surveyor	0	0	0	1	0	1	1	0	1
	Mep Manager	0	0	0	3	0	3	3	0	3
	Metal Roofer	6	0	6	0	0	0	6	0	6
	Metal Working Machine Setter Operator, General	21	0	21	0	0	0	21	0	21
	Mobile - Crane Operator	3	0	3	0	0	0	3	0	3
	Motor Vehicle Mechanics And Repairers, Nec	9	0	9	0	0	0	9	0	9
	Occupational Therapist	0	1	1	0	0	0	0	1	1
	Office Admin Time Clerk	0	0	0	1	0	1	1	0	1
	Office Assistant	0	0	0	3	0	3	3	0	3
	Office Boy	0	0	0	1	0	1	1	0	1
	Officer	0	0	0	9	0	9	9	0	9
	Officer (Electrical)	0	0	0	2	0	2	2	0	2
	Officer In Charge-Stores	0	0	0	1	0	1	1	0	1
	Operations Manager	1	0	1	0	0	0	1	0	1
	Operator	0	0	0	5	0	5	5	0	5
	Operator Grade I	0	0	0	11	0	11	11	0	11
	Operator Grade II	0	0	0	2	0	2	2	0	2
	Ornamental Sheet Metal Worker	1	0	1	0	0	0	1	0	1
	Painter	15	0	15	0	0	0	15	0	15
	Painter Grade 2	0	0	0	15	0	15	15	0	15
	Painter, Artist	3	0	3	0	0	0	3	0	3
	Painter, Metal	1	0	1	0	0	0	1	0	1
	Painter, Vehicle	1	0	1	0	0	0	1	0	1
	Panel Beater	1	0	1	0	0	0	1	0	1
	Pipe Fitter, General	3	0	3	0	0	0	3	0	3
	Planning Manager	0	0	0	2	0	2	2	0	2
	Plant Operator	3	0	3	17	0	17	20	0	20
	Plant Operator Grade II	0	0	0	1	0	1	1	0	1
	Plasterer	32	0	32	0	0	0	32	0	32
	Plasterer Grade I	0	0	0	23	0	23	23	0	23
	Plasterer Grade 2	0	0	0	204	0	204	204	0	204
	Plasterer, General	5	0	5	0	0	0	5	0	5
	Plumber	71	0	71	0	0	0	71	0	71
	Plumber And Pipe Fitter	3	0	3	0	0	0	3	0	3
	Plumber Grade I	0	0	0	10	0	10	10	0	10
	Plumber Grade II	0	0	0	40	0	40	40	0	40
	Plumber, General	135	0	135	0	0	0	135	0	135
	Plumbing Supervisor	1	0	1	0	0	0	1	0	1
	Pole Electrician	23	0	23	0	0	0	23	0	23
	Precision Sawyer; Sawing Machine Setter Operator Panel	1	0	1	0	0	0	1	0	1
	Production Technician, Concrete Plant	4	0	4	0	0	0	4	0	4
	Project Director	0	0	0	2	0	2	2	0	2
	Project Manager	0	0	0	5	0	5	5	0	5
	Project Manager (Civil)	0	0	0	4	0	4	4	0	4
	Project Officer	0	0	0	3	0	3	3	0	3
	Pump And Tank Technician	1	0	1	0	0	0	1	0	1
	Pump Operator C/O Driver	1	0	1	0	0	0	1	0	1
	Qa Qc Engineer Grade I	0	0	0	1	0	1	1	0	1
	Qs Engineer	0	0	0	1	0	1	1	0	1
	Quality Assurance / Quality Control Supervisor	0	0	0	2	0	2	2	0	2
	Quality Controller, Textiles	1	0	1	0	0	0	1	0	1
	Radar Technician	1	0	1	0	0	0	1	0	1
	Rebar Fitter Grade II	0	0	0	20	0	20	20	0	20
	Mechanic	4	0	4	0	0	0	4	0	4
	Refrigeration Technician/Frigorist	5	0	5	0	0	0	5	0	5
	Rigger	1	0	1	0	0	0	1	0	1
	Rigger / Khalasi	1	0	1	1	0	1	1	0	1
	Rigger For Tank Works	1	0	1	0	0	0	1	0	1

Table 38 (Cont'd)- Number of valid work permits and certificates of exemption by industrial group, occupation & sex, as at end of January 2024

Industrial Group	Occupation	Valid Work Permits			Certificates of Exemption			Grand Total		
		Male	Female	Both sexes	Male	Female	Both sexes	Male	Female	Both sexes
Construction (cont'd)	Rigger, General	4	0	4	0	0	0	4	0	4
	Rigger/Khalasi Grade 2	0	0	0	5	0	5	5	0	5
	Road Grader And Scraper Driver	1	0	1	0	0	0	1	0	1
	Roller Shutter Fixer	17	0	17	0	0	0	17	0	17
	Roof Tiles Plant Operator	2	0	2	0	0	0	2	0	2
	Safety Executive	0	0	0	1	0	1	1	0	1
	Safety Executive Grade I	0	0	0	1	0	1	1	0	1
	Safety Officer Grade II	0	0	0	1	0	1	1	0	1
	Scaffolder	32	0	32	0	0	0	32	0	32
	Scaffolder Grade 2	0	0	0	73	0	73	73	0	73
	Sculptor	3	0	3	0	0	0	3	0	3
	Sculptors, Painters And Related Workers, Nec	1	0	1	0	0	0	1	0	1
	Security Grade Ii	0	0	0	2	0	2	2	0	2
	Senior Engineer (Civil)	0	0	0	1	0	1	1	0	1
	Senior Engineer (Systems)	0	0	0	1	0	1	1	0	1
	Senior Technical Officer	0	0	0	1	0	1	1	0	1
	Senior Technical Officer Grade II	0	0	0	1	0	1	1	0	1
	Sheet Metal Worker	1	0	1	0	0	0	1	0	1
	Sheet-Metal Worker, General	16	0	16	0	0	0	16	0	16
	Sheet-Metal Workers, Nec	1	0	1	0	0	0	1	0	1
	Sheltering Carpenter	1	0	1	0	0	0	1	0	1
	Shuttering Carpenter	21	0	21	0	0	0	21	0	21
	Shuttering Carpenter Grade I	0	0	0	10	0	10	10	0	10
	Shuttering Carpenter Grade II	0	0	0	38	0	38	38	0	38
	Site Agent	1	0	1	5	0	5	6	0	6
	Site Agent Electrical	1	0	1	0	0	0	1	0	1
	Site Engineer	0	0	0	1	0	1	1	0	1
	Site In Charge Grade I	0	0	0	1	0	1	1	0	1
	Site Manager	0	0	0	5	0	5	5	0	5
	Site Supervisor	15	0	15	22	0	22	37	0	37
	Site Technician	10	0	10	0	0	0	10	0	10
	Skid Steer Loader (Bobcat)	1	0	1	0	0	0	1	0	1
	Skilled Electrician	1	0	1	0	0	0	1	0	1
	Skilled Mason	95	0	95	0	0	0	95	0	95
	Skilled Worker	0	0	0	19	0	19	19	0	19
	Skilled Worker Grade II	0	0	0	80	0	80	80	0	80
	Solar Water Heater Installer	2	0	2	0	0	0	2	0	2
	Spa Therapist	0	1	1	0	0	0	0	1	1
	Specialist Marble/Tiler	1	0	1	0	0	0	1	0	1
	Specialist Shutter, Hand	1	0	1	0	0	0	1	0	1
	Sr Officer	0	0	0	2	0	2	2	0	2
	Sr. Manager (Mech)	0	0	0	1	0	1	1	0	1
	Station Supervisor	0	0	0	1	0	1	1	0	1
	Steel Bender	24	0	24	0	0	0	24	0	24
	Steel Fixer	359	1	360	32	0	32	391	1	392
	Steel Fixer Grade 1	0	0	0	89	0	89	89	0	89
	Steel Fixer Grade 2	0	0	0	431	0	431	431	0	431
	Stone Employee	1	0	1	0	0	0	1	0	1
	Stonemason, Construction	37	0	37	0	0	0	37	0	37
	Stone-Treating Plant Operators, Nec	7	0	7	0	0	0	7	0	7
	Store Assistant	0	0	0	2	0	2	2	0	2
	Store In Charge	0	0	0	2	0	2	2	0	2
	Store In Charge Grade I	0	0	0	1	0	1	1	0	1
	Store Keeper	0	0	0	2	0	2	2	0	2
	Store Keeper Grade I	0	0	0	1	0	1	1	0	1
	Store Keeper Grade 2	0	0	0	1	0	1	1	0	1
	Structural Steel Operator	1	0	1	0	0	0	1	0	1
	Structural-Metal Erector	14	0	14	0	0	0	14	0	14
	Structural-Steel Worker, Workshop	5	0	5	0	0	0	5	0	5
	Sub-Contractor	0	0	0	4	0	4	4	0	4
	Sugar Cane Field Labourer	51	0	51	0	0	0	51	0	51
	Supervisor	0	0	0	17	0	17	17	0	17
	Supervisor - Civil	0	0	0	3	0	3	3	0	3
	Supervisor And Foreman, Bricklaying	2	0	2	0	0	0	2	0	2
	Supervisor And Foreman, Building Construction	29	0	29	0	0	0	29	0	29
	Supervisor And Foreman, Reinforced Concrete Working	2	0	2	0	0	0	2	0	2
	Supervisor And Foreman, Road Construction	2	0	2	0	0	0	2	0	2
	Supervisor Grade 1	0	0	0	12	0	12	12	0	12
	Supervisor Grade II	0	0	0	7	0	7	7	0	7
	Supervisor, Construction Labourers	9	0	9	0	0	0	9	0	9
	Supervisor/Painter	0	0	0	1	0	1	1	0	1
	Construction, Nec	1	0	1	0	0	0	1	0	1
	Survey Assistant	0	0	0	1	0	1	1	0	1
	Sweeper / Cleaner	0	0	0	11	0	11	11	0	11
	Technical Assistant	1	0	1	0	0	0	1	0	1
	Technician	6	0	6	3	0	3	9	0	9
	Technician Grade II	0	0	0	45	0	45	45	0	45
	Tent Erector	2	0	2	0	0	0	2	0	2
	Terminal Operator, Sugar Plant	1	0	1	0	0	0	1	0	1
	Tile Fixer	2	0	2	0	0	0	2	0	2
	Tile Mason	1	0	1	0	0	0	1	0	1

Table 38 (Cont'd)- Number of valid work permits and certificates of exemption by industrial group, occupation & sex, as at end of January 2024

Industrial Group	Occupation	Valid Work Permits			Certificates of Exemption			Grand Total		
		Male	Female	Both sexes	Male	Female	Both sexes	Male	Female	Both sexes
Construction (cont'd)	Tile Mason Grade II	0	0	0	5	0	5	5	0	5
	Tile Setter	127	0	127	0	0	0	127	0	127
	Tile Setter Grade 2	0	0	0	35	0	35	35	0	35
	Tiler	26	0	26	0	0	0	26	0	26
	Tiler Grade II	0	0	0	23	0	23	23	0	23
	Tiles Layer	9	0	9	0	0	0	9	0	9
	Tower - Crane Operator	4	0	4	2	0	2	6	0	6
	Train Captain	0	0	0	1	0	1	1	0	1
	Trainee Director	1	0	1	0	0	0	1	0	1
	Trainer, Automobile Mechanic	4	0	4	0	0	0	4	0	4
	Turner/Fitter	1	0	1	0	0	0	1	0	1
	Unskilled Worker	4	0	4	183	0	183	187	0	187
	Unskilled Worker Grade II	0	0	0	183	0	183	183	0	183
	"Volontaire Internationale En Entreprise (VIE)"	0	0	0	1	1	2	1	1	2
	Water Proofer	3	0	3	0	0	0	3	0	3
	Waterproofing Applicator Operator	6	0	6	0	0	0	6	0	6
	Welder	28	0	28	0	0	0	28	0	28
	Welder General	1	0	1	0	0	0	1	0	1
	Welder Grade II	0	0	0	15	0	15	15	0	15
	Welder Tig & Mig	3	0	3	0	0	0	3	0	3
	Welder, Mig	48	0	48	0	0	0	48	0	48
	Welder, Resistance	4	0	4	0	0	0	4	0	4
	Welder/Fitter	2	0	2	0	0	0	2	0	2
	Welder/Turner	4	0	4	0	0	0	4	0	4
	Welders And Flame-Cutters, Nec	8	0	8	0	0	0	8	0	8
	Works Manager	1	0	1	0	0	0	1	0	1
	Sub Total	6559	18	6577	5396	2	5398	11955	20	11975
Wholesale and Retail Trade, Repair of Motor Vehicles, Motorcycles and Personal and Household Goods	Ac Technician	1	0	1	0	0	0	1	0	1
	Account Executive, Advertising	1	0	1	0	0	0	1	0	1
	Agricultural Supervisor	2	0	2	0	0	0	2	0	2
	Air Conditioner Installer	1	0	1	0	0	0	1	0	1
	Air Conditioning & Refrigeration	3	0	3	0	0	0	3	0	3
	Aluminium Fabricator	14	0	14	0	0	0	14	0	14
	Apprentice Mechanic, Automobile	4	0	4	0	0	0	4	0	4
	Apprentice Painter	2	0	2	0	0	0	2	0	2
	Apprentice, Air Conditioning And Refrigeration	3	0	3	0	0	0	3	0	3
	Apprentice, Coach Builder, Wooden	1	0	1	0	0	0	1	0	1
	Artist, Model	1	0	1	0	0	0	1	0	1
	Assembler Oven (Gas And Electric)	9	0	9	0	0	0	9	0	9
	Assembler, Furniture, Wooden	7	0	7	0	0	0	7	0	7
	Assembler, Micro Electronic Equipment	2	0	2	0	0	0	2	0	2
	Automobile Electrician	7	0	7	0	0	0	7	0	7
	Automobile Engineering Technician	6	0	6	0	0	0	6	0	6
	Automobile Mechanic	9	0	9	0	0	0	9	0	9
	Automobile Mechanic, Diesel	4	0	4	0	0	0	4	0	4
	Automobile Mechanic, Petrol	1	0	1	0	0	0	1	0	1
	Automobile Mechanic, Petrol And Diesel	17	0	17	0	0	0	17	0	17
	Automobile Painter	2	0	2	0	0	0	2	0	2
	Automobile Panel Beater	1	0	1	0	0	0	1	0	1
	Automobile Technician(Gas Conversion Kit)	2	0	2	0	0	0	2	0	2
	Automobile Technician	1	0	1	0	0	0	1	0	1
	Automotive Mechanic	1	0	1	0	0	0	1	0	1
	Baker, General	20	0	20	0	0	0	20	0	20
	Bakers, Pastry Cooks And Confectionery And Snack Makers, Nec	2	0	2	0	0	0	2	0	2
	Bakery Operator	20	0	20	0	0	0	20	0	20
	Ball & Polishing Jeweller	1	0	1	0	0	0	1	0	1
	Biomedical Technician	3	0	3	0	0	0	3	0	3
	Boiler Plant Operator, Steam	2	0	2	0	0	0	2	0	2
	Bookkeeping Machine Operators	2	0	2	0	0	0	2	0	2
	Brigadier	2	0	2	0	0	0	2	0	2
	Budding Operator	1	0	1	0	0	0	1	0	1
	Cabinet Maker	79	0	79	0	0	0	79	0	79
	Calculating Machine Operators	6	0	6	0	0	0	6	0	6
	Call Centre Operator	2	0	2	0	0	0	2	0	2
	Car Valeting	2	0	2	0	0	0	2	0	2
	Carer	3	2	5	0	0	0	3	2	5
	Carpenter	1	0	1	0	0	0	1	0	1
	Carpenter, General	20	0	20	0	0	0	20	0	20
	Cashmere Carpet Technician	1	0	1	0	0	0	1	0	1
	Chicken Slaughtering	2	0	2	0	0	0	2	0	2
	Cleaner, Car And Bus	6	0	6	0	0	0	6	0	6
	Coffee Operator	1	0	1	0	0	0	1	0	1
	Cold Room Attendant	3	0	3	0	0	0	3	0	3
	Cold Room Operator	2	0	2	0	0	0	2	0	2
	Cold Room Technician	2	0	2	0	0	0	2	0	2
	Commercial Packing Operator	4	0	4	0	0	0	4	0	4
	Conditioning & Refrigeration Technician	1	0	1	0	0	0	1	0	1
	Cook	15	0	15	0	0	0	15	0	15
	Cook, Hotel/Restaurant	14	0	14	0	0	0	14	0	14
	Cook, Indian Cuisine	6	0	6	0	0	0	6	0	6

Table 38 (Cont'd)- Number of valid work permits and certificates of exemption by industrial group, occupation & sex, as at end of January 2024

Industrial Group	Occupation	Valid Work Permits			Certificates of Exemption			Grand Total		
		Male	Female	Both sexes	Male	Female	Both sexes	Male	Female	Both sexes
Wholesale and Retail Trade, Repair of Motor Vehicles, Motorcycles and Personal and Household Goods (cont'd)	Cook, Mauritian/Creole Cuisine	1	0	1	0	0	0	1	0	1
	Cooks, Nec	4	0	4	0	0	0	4	0	4
	Customer Relations Officer	1	0	1	0	0	0	1	0	1
	Deboner	1	0	1	0	0	0	1	0	1
	Decorator, Interior	1	0	1	0	0	0	1	0	1
	Department Manager, Wholesale Trade Organisation (Private Sector)	1	0	1	0	0	0	1	0	1
	Designer, Scenery	1	0	1	0	0	0	1	0	1
	Director/Chief Executive, Para Statal Organisation	0	1	1	0	0	0	0	1	1
	Directors/Chief Executives, Nec	2	0	2	0	0	0	2	0	2
	Domestic Helpers And Cleaners, Nec	0	1	1	0	0	0	0	1	1
	Edge Banding Machine Setter Operator, Panel	1	0	1	0	0	0	1	0	1
	Electrical Engineering Technician	2	0	2	0	0	0	2	0	2
	Electrical Engineering Technician General	1	0	1	0	0	0	1	0	1
	Electrical Technician	3	0	3	0	0	0	3	0	3
	Electrician	8	0	8	0	0	0	8	0	8
	Electrician, General	12	0	12	0	0	0	12	0	12
	Electrician, Motor Vehicle	2	0	2	0	0	0	2	0	2
	Electro Technician	2	0	2	0	0	0	2	0	2
	Electronic Engineer	1	0	1	0	0	0	1	0	1
	Electronic Technician	9	0	9	0	0	0	9	0	9
	Electronicien	1	0	1	0	0	0	1	0	1
	Electronics Engineering Technician, General	1	0	1	0	0	0	1	0	1
	Electronics Mechanic	6	0	6	0	0	0	6	0	6
	Embroiderer	8	0	8	0	0	0	8	0	8
	Embroiderer, Hand	2	0	2	0	0	0	2	0	2
	Engineer, Automotive/Automobile	4	0	4	0	0	0	4	0	4
	Excavating Machine Operator	5	0	5	0	0	0	5	0	5
	Excavator Loader On P Types	2	0	2	0	0	0	2	0	2
	Executive Pastry Chef	13	0	13	0	0	0	13	0	13
	Factory Attendant	5	0	5	0	0	0	5	0	5
	Factory Operator	19	0	19	0	0	0	19	0	19
	Factory Operator, Meat Processing	16	0	16	0	0	0	16	0	16
	Factory Operator-Fish Processing	2	0	2	0	0	0	2	0	2
	Farm Hands And Labourers, Nec	6	0	6	0	0	0	6	0	6
	Fast Food Operator	12	0	12	0	0	0	12	0	12
	Fertilizer And Irrigating Officer	2	0	2	0	0	0	2	0	2
	Fibre Blender Machine; Machine Operator Textile Fibres									
	Blending	4	0	4	0	0	0	4	0	4
	Field Crop Farmer, General	2	0	2	0	0	0	2	0	2
	Filing Pump Attendant	3	0	3	0	0	0	3	0	3
	Finishing Operator	0	1	1	0	0	0	0	1	1
	Fish Cutter	9	0	9	0	0	0	9	0	9
	Fish Cutting Operator	14	0	14	0	0	0	14	0	14
	Fitter, Machine Tool	1	0	1	0	0	0	1	0	1
	Food Grader	10	0	10	0	0	0	10	0	10
	Food Processing Operator	21	0	21	0	0	0	21	0	21
	Fork-Lift Truck Operator	5	0	5	0	0	0	5	0	5
	Frigorist	28	0	28	0	0	0	28	0	28
	Gardener, Hydroponic	4	0	4	0	0	0	4	0	4
	Gas And Electric Welder, General	4	0	4	0	0	0	4	0	4
	Gas Welder	3	0	3	0	0	0	3	0	3
	General Technician	6	0	6	0	0	0	6	0	6
	Glass Blower	3	0	3	0	0	0	3	0	3
	Glass Cutter	18	0	18	0	0	0	18	0	18
	Glass Factory Operator	5	0	5	0	0	0	5	0	5
	Glass Worker, General	1	0	1	0	0	0	1	0	1
	Glue Bonding Machine Setter Operator, Panel	1	0	1	0	0	0	1	0	1
	Granite Cutter	20	0	20	0	0	0	20	0	20
	Granite Cutter And Polisher	9	0	9	0	0	0	9	0	9
	Granite Technician	4	0	4	0	0	0	4	0	4
	Granite Worker	3	0	3	0	0	0	3	0	3
	Greenhouse And Budding Operator	22	0	22	0	0	0	22	0	22
	Greenhouse Operator	2	0	2	0	0	0	2	0	2
	Hand Diamond Cutter	1	0	1	0	0	0	1	0	1
	Hand Packer	5	0	5	0	0	0	5	0	5
	Handicraft Worker, Garments	3	0	3	0	0	0	3	0	3
	Heating, Ventilation And Refrigeration Engineering Technician	3	0	3	0	0	0	3	0	3
	Heavy Equipment Service Mechanics	1	0	1	0	0	0	1	0	1
	Heavy Equipments Electrician	1	0	1	0	0	0	1	0	1
	Housemaid	7	3	10	0	0	0	7	3	10
	Hvac/Ac Technician	2	0	2	0	0	0	2	0	2
	Hybrid Car Mechanic	2	0	2	0	0	0	2	0	2
	Hybrid Car Technical	2	0	2	0	0	0	2	0	2
	Indian Chef	0	1	1	0	0	0	0	1	1
	Indian Sweet Maker	2	0	2	0	0	0	2	0	2
	Insulator, Refrigeration And Airconditioning	1	0	1	0	0	0	1	0	1
	Jeweller	2	0	2	0	0	0	2	0	2
	Jeweller, General	15	0	15	0	0	0	15	0	15

Table 38 (Cont'd)- Number of valid work permits and certificates of exemption by industrial group, occupation & sex, as at end of January 2024

Industrial Group	Occupation	Valid Work Permits			Certificates of Exemption			Grand Total		
		Male	Female	Both sexes	Male	Female	Both sexes	Male	Female	Both sexes
Wholesale and Retail Trade, Repair of Motor Vehicles, Motorcycles and Personal and Household Goods (cont'd)	Jewellery Engraver And Enameller	1	0	1	0	0	0	1	0	1
	Jig And Gauge Maker	1	0	1	0	0	0	1	0	1
	Knitting Machine Operator, Garment	1	0	1	0	0	0	1	0	1
	Laboratory Technician, Chemical Laboratory	1	0	1	0	0	0	1	0	1
	Machine Operator	2	0	2	0	0	0	2	0	2
	Machine Operator Paint Manufacturing	1	0	1	0	0	0	1	0	1
	Machine Operator, Bakery Products	154	1	155	0	0	0	154	1	155
	Machine Operator, Colour Film Developing	47	0	47	0	0	0	47	0	47
	Machine Operator, Coremaking, Metal	1	0	1	0	0	0	1	0	1
	Machine Operator, Embroidery	3	0	3	0	0	0	3	0	3
	Machine Operator, Fish Processing	2	0	2	0	0	0	2	0	2
	Machine Operator, Foodstuffs Dehydrating	2	0	2	0	0	0	2	0	2
	Machine Operator, Furniture Production	3	1	4	0	0	0	3	1	4
	Machine Operator, General, Sugar Production	14	0	14	0	0	0	14	0	14
	Machine Operator, Meat And Fish Preserving	8	0	8	0	0	0	8	0	8
	Machine Operator, Meat Processing	2	0	2	0	0	0	2	0	2
	Machine Operator, Metal Welding	1	0	1	0	0	0	1	0	1
	Machine Operator, Packing	313	1	314	0	0	0	313	1	314
	Machine Operator, Plastic Products Fabrication	1	0	1	0	0	0	1	0	1
	Machine Operator, Printing General	2	0	2	0	0	0	2	0	2
	Machine Operator, Processing, Fruit, Vegetable And Nut	1	0	1	0	0	0	1	0	1
	Machine Operator, Sewing	83	0	83	0	0	0	83	0	83
	Machine Operator, Spice Milling	1	0	1	0	0	0	1	0	1
	Machine Operator, Textile Water-Proofing	7	0	7	0	0	0	7	0	7
	Machine Operator, Vegetable & Fruit Canning	1	0	1	0	0	0	1	0	1
	Machine Operator, Vegetable & Fruit Freezing Machine									
	Operator, Vegetable Freezing	6	0	6	0	0	0	6	0	6
	Machine Operator, Wood Products	6	0	6	0	0	0	6	0	6
	Maid, Linen	0	1	1	0	0	0	0	1	1
	Maintenance Executive Manager	1	0	1	0	0	0	1	0	1
	Manager Office Non-Government	1	0	1	0	0	0	1	0	1
	Manager, Cold Storage	10	0	10	0	0	0	10	0	10
	Manager, Pest Control	1	0	1	0	0	0	1	0	1
	Managing Supervisor, Business Consultancy	0	1	1	0	0	0	0	1	1
	Marketing Officer	0	1	1	0	0	0	0	1	1
	Mason	1	0	1	0	0	0	1	0	1
	Mason, General	2	0	2	0	0	0	2	0	2
	Meat Cutter	7	0	7	0	0	0	7	0	7
	Meat Slicers	2	0	2	0	0	0	2	0	2
	Meat-And Fish- Processing Machine Operators, Nec	4	0	4	0	0	0	4	0	4
	Mechanic	13	0	13	0	0	0	13	0	13
	Mechanic Forklift	1	0	1	0	0	0	1	0	1
	Mechanic Motor Vehicle	2	0	2	0	0	0	2	0	2
	Mechanic, Electrical	4	0	4	0	0	0	4	0	4
	Mechanic, Heavy Vehicle	5	0	5	0	0	0	5	0	5
	Mechanical Engineer, General	2	0	2	0	0	0	2	0	2
	Mechanical Engineer, Motors And Engines (Except Marine)	4	0	4	0	0	0	4	0	4
	Media Planner	0	1	1	0	0	0	0	1	1
	Medical Laboratory Trainee	1	0	1	0	0	0	1	0	1
	Merchandiser Manager	0	1	1	0	0	0	0	1	1
	Metal Furnace Operator	1	0	1	0	0	0	1	0	1
	Metal Moulders And Coremakers, Nec	1	0	1	0	0	0	1	0	1
	Metal Scrap Processor	3	0	3	0	0	0	3	0	3
	Metal Wheel Grinders, Polishers And Tool Sharpeners, Nec	3	0	3	0	0	0	3	0	3
	Metal Working Machine Setter Operator, General	1	0	1	0	0	0	1	0	1
	Metallurgist, General	2	0	2	0	0	0	2	0	2
	Miller-Grinder, Chemical And Related Processes	1	0	1	0	0	0	1	0	1
	Milling-Machine, Setter-Operator	1	0	1	0	0	0	1	0	1
	Mixer, Bread, Dough	3	0	3	0	0	0	3	0	3
	Motor Mechanic	7	0	7	0	0	0	7	0	7
	Motor Vehicle Mechanic	2	0	2	0	0	0	2	0	2
	Motor Vehicle Mechanics And Repairers, Nec	9	0	9	0	0	0	9	0	9
	Motor Vehicles Mechanic (Hybrid Car Technology)	1	0	1	0	0	0	1	0	1
	Motorcycle Mechanic	1	0	1	0	0	0	1	0	1
	Motor-Cycle Mechanic, Petrol And Diesel	1	0	1	0	0	0	1	0	1
	Operations Manager	1	0	1	0	0	0	1	0	1
	Operator, Fertiliser Plant	7	0	7	0	0	0	7	0	7
	Other Food And Related Products Processing Trades Workers, Nec	10	0	10	0	0	0	10	0	10
	Other Manufacturing Labourers, Nec	1	0	1	0	0	0	1	0	1
	Other Stationary Machine Operators And Assemblers, Nec	4	0	4	0	0	0	4	0	4
	Packer, Hand	15	0	15	0	0	0	15	0	15
	Painter, Artist	8	0	8	0	0	0	8	0	8
	Painter, Vehicle	7	0	7	0	0	0	7	0	7
	Panel Beater	4	0	4	0	0	0	4	0	4
	Pastry Maker	119	0	119	0	0	0	119	0	119
	Pastry Operator	1	0	1	0	0	0	1	0	1
	Pesticides Handler	1	0	1	0	0	0	1	0	1
	Pharmacist, General	0	1	1	0	0	0	0	1	1
	Pickler, Fruit And Vegetable	4	0	4	0	0	0	4	0	4
	Pipe Fitter, General	1	0	1	0	0	0	1	0	1

Table 38 (Cont'd)- Number of valid work permits and certificates of exemption by industrial group, occupation & sex, as at end of January 2024

Industrial Group	Occupation	Valid Work Permits			Certificates of Exemption			Grand Total		
		Male	Female	Both sexes	Male	Female	Both sexes	Male	Female	Both sexes
Wholesale and Retail Trade, Repair of Motor Vehicles, Motorcycles and Personal and Household Goods (cont'd)	Planning Machine Operator	3	0	3	0	0	0	3	0	3
	Plant Operator Fertilizer, Manufacturing	3	0	3	0	0	0	3	0	3
	Plasterer, General	1	0	1	0	0	0	1	0	1
	Plumber, General	5	0	5	0	0	0	5	0	5
	Plumbers And Pipe Fitters, Nec	1	0	1	0	0	0	1	0	1
	Precision Sawyer; Sawing Machine Setter Operator Panel	1	0	1	0	0	0	1	0	1
	Precision-Grinding-Machine Operator	6	0	6	0	0	0	6	0	6
	Production Operator	1	0	1	0	0	0	1	0	1
	Professional Electronic Technician	1	0	1	0	0	0	1	0	1
	Professional Granite Worker	1	0	1	0	0	0	1	0	1
	Pumping Station Operator	4	0	4	0	0	0	4	0	4
	Quality Inspector, Processes	1	0	1	0	0	0	1	0	1
	Refrigeration And Airconditioning Plant And Equipment Mechanic	1	0	1	0	0	0	1	0	1
	Room Attendant	4	0	4	0	0	0	4	0	4
	Sales Demonstrator	16	0	16	0	0	0	16	0	16
	Sales Manager	1	0	1	0	0	0	1	0	1
	Salesperson, Retail Trade	0	1	1	0	0	0	0	1	1
	Shelves Worker	17	28	45	0	0	0	17	28	45
	Shop Assistant	1	0	1	0	0	0	1	0	1
	Shop Salespersons And Demonstrators, Nec	1	0	1	0	0	0	1	0	1
	Skilled Aluminium Fabricator	2	0	2	0	0	0	2	0	2
	Skilled Glass Cutter	2	0	2	0	0	0	2	0	2
	Spice Grinder, Hand	7	0	7	0	0	0	7	0	7
	Steel Fixer	2	0	2	0	0	0	2	0	2
	Storekeeper	1	0	1	0	0	0	1	0	1
	Storekeeper	1	0	1	0	0	0	1	0	1
	Sugar Factories Helpers/Labourers	1	0	1	0	0	0	1	0	1
	Supervisor And Foreman, Automobile Repair, Fitting And Servicing	2	0	2	0	0	0	2	0	2
	Supervisor And Foreman, Food And Beverage Processing 7-00.65	1	0	1	0	0	0	1	0	1
	Supervisor, Panel Checking	6	0	6	0	0	0	6	0	6
	Unskilled Labourers, Nec	19	0	19	0	0	0	19	0	19
	Tailor, General	1	0	1	0	0	0	1	0	1
	Technical Manager	1	0	1	0	0	0	1	0	1
	Technician	8	0	8	0	0	0	8	0	8
	Technician Meteorology	1	0	1	0	0	0	1	0	1
	Technician Mobile	1	0	1	0	0	0	1	0	1
	Technician White Goods	1	0	1	0	0	0	1	0	1
	Technician, Telephones	2	0	2	0	0	0	2	0	2
	Technologist, Food And Drink	2	0	2	0	0	0	2	0	2
	Telecommunication Technician	1	0	1	0	0	0	1	0	1
	Terminal Operator, Sugar Plant	2	0	2	0	0	0	2	0	2
	Textile Painter	3	0	3	0	0	0	3	0	3
	Therapist	1	1	2	0	0	0	1	1	2
	Toiletry Products Machine Operator	4	0	4	0	0	0	4	0	4
	Trainee Director	1	0	1	0	0	0	1	0	1
	Trainer, Automobile Mechanic	4	0	4	0	0	0	4	0	4
	Turner/Fitter	3	0	3	0	0	0	3	0	3
	Twisting Machine Operator	2	0	2	0	0	0	2	0	2
	Tyre Person	3	0	3	0	0	0	3	0	3
	Tyreman	2	0	2	0	0	0	2	0	2
	Upholsterer	1	0	1	0	0	0	1	0	1
	Upholsterer, Furniture	3	0	3	0	0	0	3	0	3
	Upholsterer, General	22	0	22	0	0	0	22	0	22
	Upholsterer, Vehicles	5	0	5	0	0	0	5	0	5
	Vegetable Farm Worker, (Unskilled)/Labourer	1	0	1	0	0	0	1	0	1
	Vegetable Farmer	1	0	1	0	0	0	1	0	1
	Vehicle Sheet Metal Worker	1	0	1	0	0	0	1	0	1
	Warehouse Operator	11	0	11	0	0	0	11	0	11
	Watch And Clock Assembler	1	0	1	0	0	0	1	0	1
	Watch And Clock Repairer	1	0	1	0	0	0	1	0	1
	Weaver, Carpet, Hand	1	0	1	0	0	0	1	0	1
	Website Developers And Designers, Nec	1	0	1	0	0	0	1	0	1
	Welder	1	0	1	0	0	0	1	0	1
	Welder Tig & Mig	8	0	8	0	0	0	8	0	8
	Welder, Mig	10	0	10	0	0	0	10	0	10
	Welder, Thermite	2	0	2	0	0	0	2	0	2
	Welders And Flame-Cutters, Nec	6	0	6	0	0	0	6	0	6
	Wood Carver;Hand	5	0	5	0	0	0	5	0	5
	Wood Products Machine Operators, Nec	6	0	6	0	0	0	6	0	6
	Wooden Furniture Finisher	10	0	10	0	0	0	10	0	10
	Wood-Working-Machine Operator, General	1	0	1	0	0	0	1	0	1
	Hotel	1	0	1	0	0	0	1	0	1
	Workshop Supervisor	1	0	1	0	0	0	1	0	1
	Sub Total	1934	48	1982	0	0	0	1934	48	1982
Transport, Storage and Communications	Apprentice Electrician	1	0	1	0	0	0	1	0	1
	Apprentice, Coach Builder, Wooden	3	0	3	0	0	0	3	0	3

Table 38 (Cont'd)- Number of valid work permits and certificates of exemption by industrial group, occupation & sex, as at end of January 2024

Industrial Group	Occupation	Valid Work Permits			Certificates of Exemption			Grand Total		
		Male	Female	Both sexes	Male	Female	Both sexes	Male	Female	Both sexes
Transport, Storage and Communications (cont'd)	Auto Mechanic	4	0	4	0	0	0	4	0	4
	Automobile Electrician	2	0	2	0	0	0	2	0	2
	Automobile Mechanic	1	0	1	0	0	0	1	0	1
	Automobile Mechanic, Diesel	2	0	2	0	0	0	2	0	2
	Automobile Mechanic, Petrol	1	0	1	0	0	0	1	0	1
	Automobile Mechanic, Petrol And Diesel	2	0	2	0	0	0	2	0	2
	Cable Worker, Electric Power, Underground Cables	2	0	2	0	0	0	2	0	2
	Call Centre Operator	63	69	132	0	0	0	63	69	132
	Chief Engineer	0	0	0	1	0	1	1	0	1
	Coach Builder	1	0	1	0	0	0	1	0	1
	Cold Room Attendant	9	0	9	0	0	0	9	0	9
	Cold Room Technician	3	0	3	0	0	0	3	0	3
	Commercial Artist	1	0	1	0	0	0	1	0	1
	Cook, Indian Cuisine	4	0	4	0	0	0	4	0	4
	Director/Chief Executive, Para Statal Organisation	1	0	1	0	0	0	1	0	1
	Directors/Chief Executives, Nec	2	0	2	0	0	0	2	0	2
	Electric Cable Joints	3	0	3	0	0	0	3	0	3
	Electric Welder	4	0	4	0	0	0	4	0	4
	Electrical Fitter, General	1	0	1	0	0	0	1	0	1
	Electrician, General	3	0	3	0	0	0	3	0	3
	Electrician, Heavy Vehicle	1	0	1	0	0	0	1	0	1
	Electronic Technician	1	0	1	0	0	0	1	0	1
	Engineer, Automotive/Automobile	3	0	3	0	0	0	3	0	3
	Fish Cutter	1	0	1	0	0	0	1	0	1
	Frigo Boy	1	0	1	0	0	0	1	0	1
	Frigorist	10	0	10	0	0	0	10	0	10
	Gas Welder	1	0	1	0	0	0	1	0	1
	Granite Cutter And Polisher	1	0	1	0	0	0	1	0	1
	Graphic Artist	1	0	1	0	0	0	1	0	1
	Housemaid	1	0	1	0	0	0	1	0	1
	Hvac Technician	2	0	2	0	0	0	2	0	2
	Hydraulic Technician	1	0	1	0	0	0	1	0	1
	Machine Operator, Splicing, Cable And Rope	1	0	1	0	0	0	1	0	1
	Mechanic	3	0	3	0	0	0	3	0	3
	Mechanic, Heavy Vehicle	1	0	1	0	0	0	1	0	1
	Metal Finishing, Plating And Coating Machine Operators, Nec	3	0	3	0	0	0	3	0	3
	Metal Roofer	6	0	6	0	0	0	6	0	6
	Painter, Vehicle	2	0	2	0	0	0	2	0	2
	Panel Beater	1	0	1	0	0	0	1	0	1
	Pipe Fitter, General	2	0	2	0	0	0	2	0	2
	Poultry Farm Skilled Worker	2	0	2	0	0	0	2	0	2
	Poultry Farm Worker (Unskilled)	2	0	2	0	0	0	2	0	2
	Poultry Farmer	1	0	1	0	0	0	1	0	1
	Refrigeration System Operator	4	0	4	0	0	0	4	0	4
	Rigger, General	6	0	6	0	0	0	6	0	6
	Sales Executive	0	1	1	0	0	0	0	1	1
	Sales Manager	1	2	3	0	0	0	1	2	3
	Shipping Transport Handler	1	0	1	0	0	0	1	0	1
	Site Manager	1	0	1	0	0	0	1	0	1
	Skilled Panel Beater	2	0	2	0	0	0	2	0	2
	Skipper	0	0	0	1	0	1	1	0	1
	Supervisor, Call Centre	13	42	55	0	0	0	13	42	55
	Supervisor, Machine Operations, Panels	2	0	2	0	0	0	2	0	2
	Supervisor, Panel Checking	1	0	1	0	0	0	1	0	1
	Technical And Mechanical Officer	2	0	2	0	0	0	2	0	2
	Telecommunication Technician	1	0	1	0	0	0	1	0	1
	Trainer, Automobile Mechanic	6	0	6	0	0	0	6	0	6
	Trainer, Secretarial And Administration	0	1	1	0	0	0	0	1	1
	Translator	1	0	1	0	0	0	1	0	1
	Turner/Fitter	1	0	1	0	0	0	1	0	1
	Welder	1	0	1	0	0	0	1	0	1
	Welder, Mig	4	0	4	0	0	0	4	0	4
	Sub Total	208	115	323	2	0	2	210	115	325
Hotels and Restaurants	Air Conditioner Installer	1	0	1	0	0	0	1	0	1
	Animateur, Hotel	1	0	1	0	0	0	1	0	1
	Apprentice, Air Conditioning And Refrigeration	1	0	1	0	0	0	1	0	1
	Assistant Cook	9	0	9	0	0	0	9	0	9
	Audio-Visual And Teaching Aid Specialist	1	0	1	0	0	0	1	0	1
	Ayurvedic Therapist	2	0	2	0	0	0	2	0	2
	Baker, General	2	0	2	0	0	0	2	0	2
	Bakers, Pastry Cooks And Confectionery And Snack Makers, Nec	1	0	1	0	0	0	1	0	1
	Bakery Operator	2	0	2	0	0	0	2	0	2
	Bartender	1	0	1	0	0	0	1	0	1
	Butler	6	0	6	0	0	0	6	0	6
	Cabinet Maker	6	0	6	0	0	0	6	0	6
	Carer	1	3	4	0	0	0	1	3	4
	Carpenter	2	0	2	0	0	0	2	0	2

Table 38 (Cont'd)- Number of valid work permits and certificates of exemption by industrial group, occupation & sex, as at end of January 2024

Industrial Group	Occupation	Valid Work Permits			Certificates of Exemption			Grand Total		
		Male	Female	Both sexes	Male	Female	Both sexes	Male	Female	Both sexes
Hotels and Restaurants (cont'd)	Carpenter, General	6	0	6	0	0	0	6	0	6
	Chef	2	0	2	0	0	0	2	0	2
	Chef General	1	0	1	0	0	0	1	0	1
	Chef-Indian Cuisine	1	0	1	0	0	0	1	0	1
	Chief Steward/Stewardess, Ship	3	0	3	0	0	0	3	0	3
	Children Hostess (Mini Club)	0	1	1	0	0	0	0	1	1
	Construction Carpenter	1	0	1	0	0	0	1	0	1
	Continental Cook	1	0	1	0	0	0	1	0	1
	Cook	86	1	87	0	0	0	86	1	87
	Cook (Chef De Partie)	1	0	1	0	0	0	1	0	1
	Cook, Chinese Cuisine	8	2	10	0	0	0	8	2	10
	Cook, French Cuisine	3	0	3	0	0	0	3	0	3
	Cook, General	3	0	3	0	0	0	3	0	3
	Cook, Hotel/Restaurant	97	3	100	0	0	0	97	3	100
	Cook, Indian Cuisine	113	0	113	0	0	0	113	0	113
	Cook, Mauritian/Creole Cuisine	0	1	1	0	0	0	0	1	1
	Cook, Thai Cuisine	1	0	1	0	0	0	1	0	1
	Cooks, Nec	15	0	15	0	0	0	15	0	15
	Customer And Operation Coordinator	1	0	1	0	0	0	1	0	1
	Customer Relations Officer	0	1	1	0	0	0	0	1	1
	Dosa Cook	4	0	4	0	0	0	4	0	4
	Electrical Technician Trainee	1	0	1	0	0	0	1	0	1
	Electrician, General	2	0	2	0	0	0	2	0	2
	Entertainment Manager	0	2	2	0	0	0	0	2	2
	Executive (Head) Cook	0	1	1	0	0	0	0	1	1
	Executive Pastry Chef	4	0	4	0	0	0	4	0	4
	Fast Food Operator	18	0	18	0	0	0	18	0	18
	Food Processor	17	0	17	0	0	0	17	0	17
	Gas And Electric Welder, General	1	0	1	0	0	0	1	0	1
	General Manager, Housing	1	0	1	0	0	0	1	0	1
	Granite Cutter And Polisher	2	0	2	0	0	0	2	0	2
	Handyman/Handywoman, Building Maintenance	1	0	1	0	0	0	1	0	1
	Head Cook	38	1	39	0	0	0	38	1	39
	Head Pastry	1	0	1	0	0	0	1	0	1
	Health And Safety Manager	1	0	1	0	0	0	1	0	1
	Housekeeper, Domestic	1	0	1	0	0	0	1	0	1
	Housekeepers And Related Workers, Institutional Nec	5	0	5	0	0	0	5	0	5
	Housekeeping And Related Service Workers, Domestic, Nec	1	0	1	0	0	0	1	0	1
	Housemaid	1	0	1	0	0	0	1	0	1
	Indian Sweet Maker	6	0	6	0	0	0	6	0	6
	Instructor, Swimming	1	0	1	0	0	0	1	0	1
	IT Assistant	1	0	1	0	0	0	1	0	1
	Kebab Specialist	3	0	3	0	0	0	3	0	3
	Kitchen And Laundry Technician	2	0	2	0	0	0	2	0	2
	Machine Operator, Bakery Products	1	0	1	0	0	0	1	0	1
	Machine Operator, Colour Film Developing	2	0	2	0	0	0	2	0	2
	Machine Operator, Packing	4	0	4	0	0	0	4	0	4
	Machine Operator, Sewing	2	0	2	0	0	0	2	0	2
	Machine Paint Operator	1	0	1	0	0	0	1	0	1
	Maintenance Technician/Carpenter	5	0	5	0	0	0	5	0	5
	Manager Restaurant	2	0	2	0	0	0	2	0	2
	Manager Restaurant, Hotel	1	0	1	0	0	0	1	0	1
	Managing Supervisors Of Restaurants, Hotels And Guest Houses, Nec	2	0	2	0	0	0	2	0	2
	Manufacturing Paint Operator	1	0	1	0	0	0	1	0	1
	Marble Polisher	2	0	2	0	0	0	2	0	2
	Marble Polisher/Specialist	2	0	2	0	0	0	2	0	2
	Marble Setter	1	0	1	0	0	0	1	0	1
	Marketing Manager	0	1	1	0	0	0	0	1	1
	Media Planner	1	0	1	0	0	0	1	0	1
	Musician	1	1	2	0	0	0	1	1	2
	Office Manager, Employers' Organisation	1	0	1	0	0	0	1	0	1
	Other Physical Science And Engineering Technicians, Nec	1	0	1	0	0	0	1	0	1
	Pastry Cook	1	0	1	0	0	0	1	0	1
	Pastry Maker	6	1	7	0	0	0	6	1	7
	Pastry Maker/Cook	0	4	4	0	0	0	0	4	4
	Pastry Operator	1	0	1	0	0	0	1	0	1
	Professional Cook	1	0	1	0	0	0	1	0	1
	Public Relations Officer	0	1	1	0	0	0	0	1	1
	Receptionist	1	1	2	0	0	0	1	1	2
	Restaurant Manager	2	0	2	0	0	0	2	0	2
	Restaurant Supervisor	1	0	1	0	0	0	1	0	1
	Room Service Manager	3	0	3	0	0	0	3	0	3
	Sales Invoice Clerk	1	0	1	0	0	0	1	0	1
	Snack Maker	3	0	3	0	0	0	3	0	3
	Sous Chef	13	1	14	0	0	0	13	1	14
	Spa Therapist	1	9	10	0	0	0	1	9	10
	Sports Coach	0	1	1	0	0	0	0	1	1
	Stewards	1	0	1	0	0	0	1	0	1
	Supervisor And Foreman, Machine Packing And Labelling	3	0	3	0	0	0	3	0	3

Table 38 (Cont'd)- Number of valid work permits and certificates of exemption by industrial group, occupation & sex, as at end of January 2024

Industrial Group	Occupation	Valid Work Permits			Certificates of Exemption			Grand Total		
		Male	Female	Both sexes	Male	Female	Both sexes	Male	Female	Both sexes
Hotels and Restaurants (cont'd)	Sushi Chef	0	2	2	0	0	0	0	2	2
	Tandoor Cook	7	0	7	0	0	0	7	0	7
	Tandoori Specialist	2	0	2	0	0	0	2	0	2
	Team Leader	1	0	1	0	0	0	1	0	1
	Tile Setter	1	0	1	0	0	0	1	0	1
	"Volontaire De Solidarite Internationale (VSI)"	0	0	0	0	1	1	0	1	1
	Waiter/Waitress	7	1	8	0	0	0	7	1	8
	Welcome And Service Coordinator	0	1	1	0	0	0	0	1	1
	Sub Total	577	40	617	0	1	1	577	41	618
Information Technology	Cabinet Maker	3	0	3	0	0	0	3	0	3
	Consultant, Business Process Engineering	0	1	1	0	0	0	0	1	1
	Director/Chief Executive, Corporate Organisation (Private Sector)	1	0	1	0	0	0	1	0	1
	Director/Chief Executive, Para Statal Organisation	2	0	2	0	0	0	2	0	2
	Directors/Chief Executives, Nec	2	0	2	0	0	0	2	0	2
	Field Worker, Trust Fund	1	0	1	0	0	0	1	0	1
	Finance Consultant	1	0	1	0	0	0	1	0	1
	Handyman/Handywoman, Building Maintenance	2	0	2	0	0	0	2	0	2
	Information Manager	0	1	1	0	0	0	0	1	1
	Ingénieur Concepteur	1	0	1	0	0	0	1	0	1
	Manager Project	1	0	1	0	0	0	1	0	1
	Manager, Communications	0	1	1	0	0	0	0	1	1
	Medical Records Organiser	0	1	1	0	0	0	0	1	1
	Other Associate Professionals, Nec	1	0	1	0	0	0	1	0	1
	Research Officer, History And International Relations	1	0	1	0	0	0	1	0	1
	Safety Technician	1	0	1	0	0	0	1	0	1
	Site Technician	1	0	1	0	0	0	1	0	1
	Supervisor, Call Centre	1	0	1	0	0	0	1	0	1
	Technical Engineer	1	0	1	0	0	0	1	0	1
	Technician (For Chips Level And Motherboard Repairs)	2	0	2	0	0	0	2	0	2
	Telecom Supervisor	1	1	2	0	0	0	1	1	2
	Trainee Director	1	0	1	0	0	0	1	0	1
	Sub Total	24	5	29	0	0	0	24	5	29
Financial Intermediation	Administration And Protocol Officer	0	0	0	0	1	1	0	1	1
	Administrative Assistant	0	0	0	0	1	1	0	1	1
	Auditor	0	1	1	0	0	0	0	1	1
	Branch Manager, Bank	4	1	5	0	0	0	4	1	5
	Chief Executive Officer	0	0	0	1	0	1	1	0	1
	Chief Manager, Credit Function	0	1	1	0	0	0	0	1	1
	Chief Manager, Digital Function	1	0	1	0	0	0	1	0	1
	Chief Manager, Finance Function	1	0	1	0	0	0	1	0	1
	Chief Manager, Global Business Branch	1	0	1	0	0	0	1	0	1
	Chief Manager, It Function	1	0	1	0	0	0	1	0	1
	Chief Manager, Port Louis	1	0	1	0	0	0	1	0	1
	Chief Manager, Risk Management Function	1	0	1	0	0	0	1	0	1
	Chief Risk Officer	0	1	1	0	0	0	0	1	1
	Consultant	0	0	0	0	1	1	0	1	1
	Corporate Credit Manager	1	0	1	0	0	0	1	0	1
	Country Manager	1	0	1	0	0	0	1	0	1
	Coverage Officer	0	0	0	0	1	1	0	1	1
	Deputy Director	0	0	0	1	0	1	1	0	1
	Management	0	0	0	0	1	1	0	1	1
	Deputy Group Md & General Counsel	0	0	0	1	0	1	1	0	1
	Director General(Ad Int.), Tdf/Coverage Executive	0	0	0	0	1	1	0	1	1
	Director, Eastern And Southern African Trade Advisers Limited (Esatal)	0	0	0	1	0	1	1	0	1
	Director/Chief Executive, Corporate Organisation (Private)	2	0	2	0	0	0	2	0	2
	Director/Chief Executive, Para Statal Organisation	2	0	2	0	0	0	2	0	2
	Directors/Chief Executives, Nec	1	0	1	0	0	0	1	0	1
	Equity Investment Manager/Co-Lead Asset Management	0	0	0	0	1	1	0	1	1
	Executive Director, Trade Captive Insurance	0	0	0	1	0	1	1	0	1
	Executive, Corporate Affairs And Investors Relations	0	0	0	0	1	1	0	1	1
	Finance Manager	1	1	2	0	0	0	1	1	2
	Fisherman/Deckhand	0	0	0	4	0	4	4	0	4
	Government Tax, And Treasury Officers, Nec	1	0	1	0	0	0	1	0	1
	Group Executive, Corporate Services And Administration	0	0	0	0	1	1	0	1	1
	Head, Coverage, Indian Ocean-Lusophone Africa	0	0	0	1	0	1	1	0	1
	Head, Still Room Hands	1	0	1	0	0	0	1	0	1
	Insurance Manager	4	1	5	0	0	0	4	1	5
	Junior Analyst	0	0	0	0	1	1	0	1	1
	"Nouvelle Coordinatrice Ocean Indien"	0	0	0	0	1	1	0	1	1
	"Nouvelle Directrice"	0	0	0	0	1	1	0	1	1
	Office Manager Of Humanitarian And Special Interest Organisation	1	0	1	0	0	0	1	0	1
	Office Manager, Employers' Organisation	2	0	2	0	0	0	2	0	2
	Office Manager, Political Party	1	0	1	0	0	0	1	0	1
	President Emeritus & Group Managing Director (MD)	0	0	0	1	0	1	1	0	1
	Principal Country Programme	0	0	0	0	1	1	0	1	1
	Senior Manager, Compliance Function	1	0	1	0	0	0	1	0	1
	Senior Manager, Credit Function	1	0	1	0	0	0	1	0	1

Table 38 (Cont'd)- Number of valid work permits and certificates of exemption by industrial group, occupation & sex, as at end of January 2024

Industrial Group	Occupation	Valid Work Permits			Certificates of Exemption			Grand Total		
		Male	Female	Both sexes	Male	Female	Both sexes	Male	Female	Both sexes
Financial	Technical Assistant	0	0	0	1	0	1	1	0	1
Intermediation	Treasury & Corporate Services Officer	0	0	0	0	1	1	0	1	1
(Cont'd)	"Volontaire Internationale (VI)"	0	0	0	1	1	2	1	1	2
	Sub Total	30	6	36	13	15	28	43	21	64
Real Estate, Renting and Business Activities	Accountants, Nec	1	0	1	0	0	0	1	0	1
	Administrative Manager	0	1	1	0	0	0	0	1	1
	Apprentice, Air Conditioning And Refrigeration	5	0	5	0	0	0	5	0	5
	Architect, Landscape	2	0	2	0	0	0	2	0	2
	Baby Sitter	0	1	1	0	0	0	0	1	1
	Cabinet Maker	1	0	1	0	0	0	1	0	1
	Call Centre Operator	0	1	1	0	0	0	0	1	1
	Carer	0	1	1	0	0	0	0	1	1
	Carpenter, General	1	0	1	0	0	0	1	0	1
	Commercial Representative, Sales	0	1	1	0	0	0	0	1	1
	Computer Assistants, Nec	1	0	1	0	0	0	1	0	1
	Construction Carpenter	1	0	1	0	0	0	1	0	1
	Constructional Steel Erector	1	0	1	0	0	0	1	0	1
	Consultant , Education	0	1	1	0	0	0	0	1	1
	Cook, Chinese Cuisine	1	0	1	0	0	0	1	0	1
	Cook, Indian Cuisine	1	0	1	0	0	0	1	0	1
	Director/Chief Executive, Corporate Organisation (Private Sector)	1	2	3	0	0	0	1	2	3
	Ductman	11	0	11	0	0	0	11	0	11
	Electrical Engineering Technician	2	0	2	0	0	0	2	0	2
	Electrical Engineering Technician General	1	0	1	0	0	0	1	0	1
	Electrical Engineering Technician, High Voltage	2	0	2	0	0	0	2	0	2
	Electrical Engineering Technicians, Nec	1	0	1	0	0	0	1	0	1
	Electrician, General	6	0	6	0	0	0	6	0	6
	Excavator Loader On P Types	1	0	1	0	0	0	1	0	1
	Executive Officer	1	0	1	0	0	0	1	0	1
	Fitter, Industrial Machinery, General	1	0	1	0	0	0	1	0	1
	Gas And Electric Welder, General	1	0	1	0	0	0	1	0	1
	Green House And Budding Operator	2	0	2	0	0	0	2	0	2
	International Business Development Manager	1	0	1	0	0	0	1	0	1
	Machine Helper	10	0	10	0	0	0	10	0	10
	Machine Operator, Cellophane Bag Production	1	0	1	0	0	0	1	0	1
	Machine Operator, Colour Film Developing	3	0	3	0	0	0	3	0	3
	Machine Operator, Packing	64	1	65	0	0	0	64	1	65
	Machine Operator, Printing General	2	0	2	0	0	0	2	0	2
	Machine Operator, Printing, Photography	2	0	2	0	0	0	2	0	2
	Machine Operator, Sewing	8	0	8	0	0	0	8	0	8
	Maintenance Manager	1	0	1	0	0	0	1	0	1
	Manager Project	0	1	1	0	0	0	0	1	1
	Manager, Communications	0	1	1	0	0	0	0	1	1
	Managing Director, Hotel	0	1	1	0	0	0	0	1	1
	Managing Supervisor, Business Consultancy	2	0	2	0	0	0	2	0	2
	Marketing Manager	1	0	1	0	0	0	1	0	1
	Mason, General	6	0	6	0	0	0	6	0	6
	Other Legal Professionals, Nec	1	0	1	0	0	0	1	0	1
	Other Machinery Mechanics And Fitters, Nec	1	0	1	0	0	0	1	0	1
	Photographer, General	2	0	2	0	0	0	2	0	2
	Pipe Fitter, General	2	0	2	0	0	0	2	0	2
	Plant Maintenance Mechanic	1	0	1	0	0	0	1	0	1
	Plumber, General	14	0	14	0	0	0	14	0	14
	Printing-Machinery Fitter	1	0	1	0	0	0	1	0	1
	Production Manager, Manufacturing	1	1	2	0	0	0	1	1	2
	Quality Assurance Officer	2	0	2	0	0	0	2	0	2
	Quality Controller, Textiles	1	0	1	0	0	0	1	0	1
	Representative, Hotel, Tours Organisation	1	0	1	0	0	0	1	0	1
	Sales Consultant	0	2	2	0	0	0	0	2	2
	Sales Manager	0	1	1	0	0	0	0	1	1
	Sales Representative Technical	0	1	1	0	0	0	0	1	1
	Scaffolder	2	0	2	0	0	0	2	0	2
	Slitting Plant Operator, Iron Sheet	1	0	1	0	0	0	1	0	1
	Structural Metal Preparers And Erectors, Nec	1	0	1	0	0	0	1	0	1
	Supervisor And Foreman, Metal Moulding And Coremaking	1	0	1	0	0	0	1	0	1
	Supervisor, Panel Checking	1	0	1	0	0	0	1	0	1
	Swimming Pool Caretaker	5	0	5	0	0	0	5	0	5
	Technical Service Adviser	0	1	1	0	0	0	0	1	1
	Technician / Programmer	1	0	1	0	0	0	1	0	1
	Technician, Telephones	1	0	1	0	0	0	1	0	1
	Technologist, Printing	2	0	2	0	0	0	2	0	2
	Tent Decorator	7	0	7	0	0	0	7	0	7
	Tent Erector	32	0	32	0	0	0	32	0	32
	Trainee Manager, Production/Operations	1	0	1	0	0	0	1	0	1
	Translator	1	0	1	0	0	0	1	0	1
	Waiter/Waitress	1	0	1	0	0	0	1	0	1

Table 38 (Cont'd)- Number of valid work permits and certificates of exemption by industrial group, occupation & sex, as at end of January 2024

Industrial Group	Occupation	Valid Work Permits			Certificates of Exemption			Grand Total		
		Male	Female	Both sexes	Male	Female	Both sexes	Male	Female	Both sexes
Real Estate, Renting and Business Activities (Cont'd)	Welder, Mig	1	0	1	0	0	0	1	0	1
	Welders And Flame-Cutters, Nec	6	0	6	0	0	0	6	0	6
	Working Proprietor, Metal Works & Fabrication	1	0	1	0	0	0	1	0	1
	Works Manager	1	1	2	0	0	0	1	1	2
	Sub Total	239	19	258	0	0	0	239	19	258
Administrative and Support	Assistant Grinding Mill Operator	1	0	1	0	0	0	1	0	1
	Cabinet Maker	1	0	1	0	0	0	1	0	1
	Call Centre Operator	32	73	105	0	0	0	32	73	105
	Carpenter/Cabinet Maker	1	0	1	0	0	0	1	0	1
	Client Administrator	0	2	2	0	0	0	0	2	2
	Electrician	7	0	7	0	0	0	7	0	7
	Electro-Mechanic	2	0	2	0	0	0	2	0	2
	Exterminator	2	0	2	0	0	0	2	0	2
	Factory Operator	1	0	1	0	0	0	1	0	1
	Fish Cutting And Packing Machine Operator	2	0	2	0	0	0	2	0	2
	Food Packing Operator	1	0	1	0	0	0	1	0	1
	Frigo Boy	5	0	5	0	0	0	5	0	5
	Grinding Mill Operator	3	0	3	0	0	0	3	0	3
	Hand Packer	1	0	1	0	0	0	1	0	1
	Landscaper	4	0	4	0	0	0	4	0	4
	Machine Operator	18	0	18	0	0	0	18	0	18
	Machine Operator(Extruder)	2	0	2	0	0	0	2	0	2
	Marquees Erector	3	0	3	0	0	0	3	0	3
	Packing Machine Operator	47	1	48	0	0	0	47	1	48
	Pest Control Operator	2	0	2	0	0	0	2	0	2
	Skilled Landscaping Worker	6	0	6	0	0	0	6	0	6
	Technician	1	0	1	0	0	0	1	0	1
	Technician Polyvalent	3	0	3	0	0	0	3	0	3
	Tele-Operators	0	5	5	0	0	0	0	5	5
	Tent Erector	8	0	8	0	0	0	8	0	8
	Tree Loppers	10	0	10	0	0	0	10	0	10
	Warehouse Operator	2	0	2	0	0	0	2	0	2
	Welder	2	0	2	0	0	0	2	0	2
	Sub Total	167	81	248	0	0	0	167	81	248
Public Administration and Defence;	Able Body	0	0	0	4	0	4	4	0	4
	Administrative And Technical Staff	0	0	0	3	0	3	3	0	3
	Adviser In Renal Transplant	0	0	0	1	0	1	1	0	1
	Adviser In The Field Of Paediatric Plastic And Reconstructive Surgery	0	0	0	0	1	1	0	1	1
Compulsory Social Security	Assistant	0	0	0	1	0	1	1	0	1
	Caregiver/Helper	0	0	0	1	0	1	1	0	1
	Chief Cook	0	0	0	1	0	1	1	0	1
	Chief Engineer	0	0	0	4	0	4	4	0	4
	Chief Engineer Officer	0	0	0	1	0	1	1	0	1
	Chief General Manager (Des)	0	0	0	1	0	1	1	0	1
	Chief Staff Officer (Technical)	0	0	0	1	0	1	1	0	1
	Chief Staff Officer(Operations)	0	0	0	1	0	1	1	0	1
	Chinese Volunteer Teacher	0	0	0	2	16	18	2	16	18
	Commander	0	0	0	1	0	1	1	0	1
	Commander (Jg)	0	0	0	1	0	1	1	0	1
	Commanding Officer	0	0	0	1	0	1	1	0	1
	Commanding Officer Cgs Barracuda	0	0	0	1	0	1	1	0	1
	Computer Engineer	0	0	0	2	0	2	2	0	2
	Consultant	0	0	0	2	0	2	2	0	2
	Consultant For The Implementation Of The E-Procurement Project	0	0	0	2	0	2	2	0	2
	Cook	0	0	0	3	0	3	3	0	3
	Cook For Mr.V.K.Johri, National Security Advisor At The Home Affairs Division	0	0	0	1	0	1	1	0	1
	Coordinator Adviser	0	0	0	1	0	1	1	0	1
	Deputy Light Rail Commissioner	0	0	0	1	0	1	1	0	1
	Deputy Manager	0	0	0	1	0	1	1	0	1
	"Directeur Technique National" (DTN) In Boxing	0	0	0	1	0	1	1	0	1
	"Directeur Technique National" (DTN) In Weightlifting	0	0	0	1	0	1	1	0	1
	Director / Ceo	0	0	0	1	0	1	1	0	1
	Director Of The Integrity Reporting Services Agency	0	0	0	1	0	1	1	0	1
	Electrical Engineer	0	0	0	1	0	1	1	0	1
	Electrical Technician	0	0	0	1	0	1	1	0	1
	Flight Operation Inspector	0	0	0	1	0	1	1	0	1
	Geotechnical Expert	0	0	0	1	0	1	1	0	1
	Head Coach Of Liverpool Football Club Academy (Mauritius)	0	0	0	1	0	1	1	0	1
	Helicopter Pilot	0	0	0	1	0	1	1	0	1
	Indian Naval Officer	0	0	0	3	0	3	3	0	3
	It Engineer	0	0	0	1	0	1	1	0	1
	It Engineer And Trainer	0	0	0	1	0	1	1	0	1
	Itec Expert With The Special Mobile Force (SMF)	0	0	0	1	0	1	1	0	1
	Manager Capital Market	0	0	0	1	0	1	1	0	1

Table 38 (Cont'd)- Number of valid work permits and certificates of exemption by industrial group, occupation & sex, as at end of January 2024

Industrial Group	Occupation	Valid Work Permits			Certificates of Exemption			Grand Total		
		Male	Female	Both sexes	Male	Female	Both sexes	Male	Female	Both sexes
Public Administration and Defence; Compulsory Social Security	Manager Insurance And Retirement Funds, Medical Schemes And Intermediaries	0	0	0	1	0	1	1	0	1
	Manager Microfinance And Financial Co Operatives	0	0	0	1	0	1	1	0	1
	Marine Engineering Officer	0	0	0	1	0	1	1	0	1
	Mason Grade I	0	0	0	27	0	27	27	0	27
	Master	0	0	0	2	0	2	2	0	2
	Mechanical Technician	0	0	0	1	0	1	1	0	1
	Medical Adviser In Public Health Inspection	0	0	0	1	0	1	1	0	1
	National Security Adviser	0	0	0	1	0	1	1	0	1
	Naval Officer	0	0	0	1	0	1	1	0	1
	Office Boy	0	0	0	1	0	1	1	0	1
	Officer In Charge, National Coast Guard Commando Unit	0	0	0	1	0	1	1	0	1
	Oiler	0	0	0	2	0	2	2	0	2
	Oow	0	0	0	1	0	1	1	0	1
	Oow Deck	0	0	0	3	0	3	3	0	3
	Oow Engineer	0	0	0	2	0	2	2	0	2
	Petty Officer Survey Recorders	0	0	0	2	0	2	2	0	2
	Physiotherapist	0	2	2	0	0	0	0	2	2
	Physiotherapists And Related Associate Professionals, Nec	2	0	2	0	0	0	2	0	2
	Pilot	0	0	0	2	0	2	2	0	2
	Principal Evaluator	0	0	0	0	1	1	0	1	1
	Project Coordinator	0	0	0	0	1	1	0	1	1
	Project Manager	0	0	0	3	0	3	3	0	3
	Senior Project Lead	0	0	0	1	0	1	1	0	1
	Senior Project Manager	0	0	0	1	0	1	1	0	1
	Skipper	0	0	0	1	0	1	1	0	1
	Special Adviser	0	0	0	0	1	1	0	1	1
	Speech Therapist	0	1	1	0	0	0	0	1	1
	Staff Pilot, Maritime Air Squadron	0	0	0	1	0	1	1	0	1
	Staff QFI, Maritime Air Squadron	0	0	0	1	0	1	1	0	1
	Sub-Contractor	0	0	0	2	0	2	2	0	2
	Supply Teacher For The Teaching Of Modern Chinese	0	0	0	0	1	1	0	1	1
	Technical Expert	0	0	0	3	0	3	3	0	3
	Technical Lead	0	0	0	1	0	1	1	0	1
	Technical Officer Coast Guard Ship Barracuda	0	0	0	1	0	1	1	0	1
	Trust And Corporate Administrator	1	0	1	0	0	0	1	0	1
	Tug Master	0	0	0	1	0	1	1	0	1
	Vessel Traffic System (VTS) Professional	0	0	0	3	0	3	3	0	3
	'Volontaire De Solidarite Internationale (VSI)'	0	0	0	0	2	2	0	2	2
	'Volontaire Internationale En Entreprise (VIE)'	0	0	0	13	10	23	13	10	23
	Vts Supervisor	0	0	0	1	0	1	1	0	1
	Sub Total	3	3	6	138	33	171	141	36	177
Education	Academic Chair In Ayurveda System Of Medicine	0	0	0	1	0	1	1	0	1
	Academic Visitor	0	0	0	1	0	1	1	0	1
	Associate Professor	0	0	0	1	1	2	1	1	2
	"Attache Culturel"	0	0	0	1	0	1	1	0	1
	"Chef D'Etablissement"	0	0	0	1	1	2	1	1	2
	Chinese Director	0	0	0	0	1	1	0	1	1
	Chinese Teacher	0	0	0	2	2	4	2	2	4
	Commissioner	0	0	0	1	0	1	1	0	1
	Company Secretary	1	1	2	0	0	0	1	1	2
	Cook	2	0	2	0	0	0	2	0	2
	Cooks, Nec	0	1	1	0	0	0	0	1	1
	"Conseiller De Cooperation Et D'Action Culturelle/Directrice"	0	0	0	0	1	1	0	1	1
	"Conseiller Principal D'Education"	0	0	0	0	2	2	0	2	2
	"Directeur Administrative Et Financier"	0	0	0	1	0	1	1	0	1
	"Directeur D'Ecole"	0	0	0	1	0	1	1	0	1
	Director/Chief Executive, Corporate Organisation (Private Sector)	1	0	1	0	0	0	1	0	1
	English Teacher	0	0	0	0	1	1	0	1	1
	"Enseignant Conseiller Pedagogique"	0	0	0	0	1	1	0	1	1
	"Enseignante En Ecole Primaire"	0	0	0	0	1	1	0	1	1
	Graphic Artist	1	0	1	0	0	0	1	0	1
	International Expert	0	0	0	0	1	1	0	1	1
	Interpreter	0	0	0	1	0	1	1	0	1
	Lab Technician	1	0	1	0	0	0	1	0	1
	Labourer	5	0	5	0	0	0	5	0	5
	"Maitre Formateur"	0	0	0	0	1	1	0	1	1
	Marketing And Communication Manager	0	1	1	0	0	0	0	1	1
	Office Manager, Special Economic Interest Organisations	0	1	1	0	0	0	0	1	1
	Officer	1	0	1	0	0	0	1	0	1
	Oriental Language Teacher	1	3	4	0	0	0	1	3	4
	Primary School Teacher	0	2	2	0	0	0	0	2	2
	"Professeur D'Allemand"	0	0	0	0	1	1	0	1	1
	"Professeur D'Anglais"	0	0	0	0	2	2	0	2	2
	"Professeur De Documentation"	0	0	0	0	1	1	0	1	1
	"Professeur Des Ecoles"	0	0	0	4	10	14	4	10	14
	"Professeur D'Economie Et De Gestion"	0	0	0	2	1	3	2	1	3
	"Professeur D'Education Physique Et Sportive"	0	0	0	2	0	2	2	0	2

Table 38 (Cont'd)- Number of valid work permits and certificates of exemption by industrial group, occupation & sex, as at end of January 2024

Industrial Group	Occupation	Valid Work Permits			Certificates of Exemption			Grand Total		
		Male	Female	Both sexes	Male	Female	Both sexes	Male	Female	Both sexes
Education (Cont'd)	"Professeur D'Espagnol"	0	0	0	1	2	3	1	2	3
	"Professeur D'Histoire Et De Geographie"	0	0	0	4	1	5	4	1	5
	"Professeure De Lettres Modernes"	0	0	0	2	3	5	2	3	5
	"Professeur De Mathematiques"	0	0	0	6	0	6	6	0	6
	Professeur De Philosophie	0	0	0	1	2	3	1	2	3
	" Professeur De Sciences De La Vie Et De La Terre "	0	0	0	1	1	2	1	1	2
	"Professeur De Sciences Economiques Et Sociales"	0	0	0	0	2	2	0	2	2
	"Professeur De Sciences Physiques"	0	0	0	1	0	1	1	0	1
	"Professeur Des Sciences Physiques Et Chimiques"	0	0	0	0	1	1	0	1	1
	"Proviseur D'Adjointe"	0	0	0	0	1	1	0	1	1
	Regional Teaching Excellence Lead	0	0	0	1	0	1	1	0	1
	Secondary Education Teacher	0	1	1	0	0	0	0	1	1
	Secretary General	0	0	0	1	0	1	1	0	1
	Senior Administrator Of Hindu Religious Organisation	1	0	1	0	0	0	1	0	1
	Senior Teacher	0	0	0	1	0	1	1	0	1
	Social Worker Professional	0	1	1	0	0	0	0	1	1
	Teacher	0	0	0	1	1	2	1	1	2
	Teacher, Physical Education	0	1	1	0	0	0	0	1	1
	Teacher, Special Education, Professional	1	0	1	0	0	0	1	0	1
	Visiting Postdoctoral Researcher/Visiting Scholar	0	0	0	1	0	1	1	0	1
	Visiting Professor	0	0	0	4	0	4	4	0	4
	"Volontaire De Solidarite Internationale (VSI)"	0	0	0	0	1	1	0	1	1
	Yoga Instructor	0	2	2	0	0	0	0	2	2
	Sub Total	15	14	29	44	43	87	59	57	116
Health and Social Work	Anaesthesia Technician	0	1	1	0	0	0	0	1	1
	Ayurvedic Physicians	0	1	1	0	0	0	0	1	1
	Ayurvedic Therapist	3	0	3	0	0	0	3	0	3
	Cardiac Anaesthetist	0	0	0	2	0	2	2	0	2
	Carer	1	1	2	0	0	0	1	1	2
	Cath Lab Technician	1	0	1	0	0	0	1	0	1
	Chemical Laboratory Assistant, Medical Technician	1	0	1	0	0	0	1	0	1
	Cook	1	0	1	0	0	0	1	0	1
	Cook, Hospital	1	0	1	0	0	0	1	0	1
	Cook, Indian Cuisine	7	0	7	0	0	0	7	0	7
	Dental Aid	1	0	1	0	0	0	1	0	1
	Fast Food Operators	1	0	1	0	0	0	1	0	1
	Health Care Assistant	7	3	10	0	0	0	7	3	10
	Lab Technician	0	1	1	0	0	0	0	1	1
	Laboratory Technician, Chemical Laboratory	3	1	4	0	0	0	3	1	4
	Laboratory Technician, Physical Laboratory	1	1	2	0	0	0	1	1	2
	Laboratory Technicians, Nec	4	0	4	0	0	0	4	0	4
	Managing Supervisor, Beauty Salon;	0	1	1	0	0	0	0	1	1
	Medical Doctor Anaesthesia	3	0	3	0	0	0	3	0	3
	Medical Doctor, Gynaecology	1	0	1	0	0	0	1	0	1
	Medical Doctor, Radiology	3	1	4	0	0	0	3	1	4
	Medical Laboratory Technician	1	1	2	0	0	0	1	1	2
	Midwife Associate Professionals	0	1	1	0	0	0	0	1	1
	Nurse	1	0	1	0	0	0	1	0	1
	Nurse Educator, Associate Professional	1	0	1	0	0	0	1	0	1
	Nursery Skilled Worker	1	0	1	0	0	0	1	0	1
	Nursing And Midwifery Professionals, Nec	3	4	7	0	0	0	3	4	7
	Nursing Officer	35	44	79	0	0	0	35	44	79
	Nursing Superintendent	0	3	3	0	0	0	0	3	3
	Nursing Tutor	1	0	1	0	0	0	1	0	1
	Occupational Therapist	0	1	1	0	0	0	0	1	1
	Operating Theatre Technician	2	0	2	0	0	0	2	0	2
	Optometrist	0	1	1	0	0	0	0	1	1
	OT Technician	2	0	2	0	0	0	2	0	2
	Pathologist, Forensic	2	0	2	0	0	0	2	0	2
	Physiotherapy Assistant	0	1	1	0	0	0	0	1	1
	Radiographer	6	1	7	0	0	0	6	1	7
	Registered Nurse	1	2	3	0	0	0	1	2	3
	Religious Worker, Non-Ordained	1	0	1	0	0	0	1	0	1
	Repairer, Dental Instrument	1	0	1	0	0	0	1	0	1
	Spa Therapist	4	5	9	0	0	0	4	5	9
	Specialised Nurse	8	10	18	0	0	0	8	10	18
	Specialised Physician	0	1	1	0	0	0	0	1	1
	Student Nurse	0	1	1	0	0	0	0	1	1
	Teacher, Nursery School	0	1	1	0	0	0	0	1	1
	Technical Officer	1	0	1	0	0	0	1	0	1
	Therapist	0	1	1	0	0	0	0	1	1
	Yoga Instructor	1	0	1	0	0	0	1	0	1
	Sub Total	111	89	200	2	0	2	113	89	202
Other Community, Social and Personal Service	Ac Technician	2	0	2	0	0	0	2	0	2
	Accounting Manager	1	0	1	0	0	0	1	0	1
	Arc Welder	6	0	6	0	0	0	6	0	6
	Architect, Building	9	0	9	0	0	0	9	0	9
	Architect, Landscape	6	0	6	0	0	0	6	0	6

Table 38 (Cont'd)- Number of valid work permits and certificates of exemption by industrial group, occupation & sex, as at end of January 2024

Industrial Group	Occupation	Valid Work Permits			Certificates of Exemption			Grand Total		
		Male	Female	Both sexes	Male	Female	Both sexes	Male	Female	Both sexes
Other Community, Social and Personal Service (cont'd)	Ayurvedic Panchkarma Therapist	0	1	1	0	0	0	0	1	1
	Biologist, General	5	4	9	0	0	0	5	4	9
	Carer	0	0	0	0	1	1	0	1	1
	Choreographers And Dancers, N.E.C.	1	0	1	0	0	0	1	0	1
	Cleaner	1	0	1	0	0	0	1	0	1
	Clerk, Religious Organisation	2	0	2	0	0	0	2	0	2
	Computer System Designers And Analysts, Nec	0	1	1	0	0	0	0	1	1
	Consultancy Services For Digital Advisory Services For The Public Sector In Mauritius - Support To Resilience Through Digital Transformation And Capacity Development	0	0	0	1	0	1	1	0	1
	Consultancy To Support The Operations And Programme Unit Of The Country Office	0	0	0	2	0	2	2	0	2
	Consultant	0	0	0	1	0	1	1	0	1
	Cook, Indian Cuisine	1	0	1	0	0	0	1	0	1
	Dancer	1	0	1	0	0	0	1	0	1
	Decorator, Interior	1	0	1	0	0	0	1	0	1
	Development Control Officer	0	1	1	0	0	0	0	1	1
	Development Coordinator Officer, Strategic Planning And Rco									
	Team Leader	0	0	0	1	0	1	1	0	1
	Director	0	0	0	0	1	1	0	1	1
	Director Of Iora	0	0	0	0	1	1	0	1	1
	Director, Corporate Services	0	0	0	1	0	1	1	0	1
	Directors/Chief Executives, Nec	0	1	1	0	0	0	0	1	1
	Dry-Cleaning Machine Operator	1	0	1	0	0	0	1	0	1
	Economics Specialist	0	0	0	1	0	1	1	0	1
	Electro Technician	5	0	5	0	0	0	5	0	5
	Expert In Fisheries Management	0	0	0	0	1	1	0	1	1
	Expert Maritime Law Enforcement Mentor	0	0	0	1	0	1	1	0	1
	Factory Operator	57	0	57	0	0	0	57	0	57
	Foot Massage Therapist	0	1	1	0	0	0	0	1	1
	Football Player	25	0	25	0	0	0	25	0	25
	Giz Project Director	0	0	0	1	0	1	1	0	1
	Helper Of H.E. Salman Al Farisi, Second Secretary General	0	0	0	1	0	1	1	0	1
	Hindu Priest	2	0	2	0	0	0	2	0	2
	Housemaid	1	0	1	0	0	0	1	0	1
	Imam	4	0	4	0	0	0	4	0	4
	Individual Contractor	0	0	0	1	0	1	1	0	1
	Jockey, Professional	7	0	7	0	0	0	7	0	7
	Language And Literature Secondary Education Teacher	1	0	1	0	0	0	1	0	1
	Laundry Machine Technician	1	0	1	0	0	0	1	0	1
	Laundry Pressing Machine Operator	2	0	2	0	0	0	2	0	2
	Laundry Worker	7	0	7	0	0	0	7	0	7
	Machine Operator	1	0	1	0	0	0	1	0	1
	Machine Operator, Drying, Laundry	24	0	24	0	0	0	24	0	24
	Machine Operator, Laundering	7	0	7	0	0	0	7	0	7
	Machine Operator, Sewing	2	0	2	0	0	0	2	0	2
	Machine Operator, Textile Washing	1	0	1	0	0	0	1	0	1
	Machine Operator, Washing, Textile Fibres	1	0	1	0	0	0	1	0	1
	Make Up Artists And Massage Therapist	0	2	2	0	0	0	0	2	2
	Manager Restaurant	1	0	1	0	0	0	1	0	1
	Mason, General	4	0	4	0	0	0	4	0	4
	Mason, Monument	2	0	2	0	0	0	2	0	2
	Minister Of Religion	12	5	17	0	0	0	12	5	17
	Musician	17	0	17	0	0	0	17	0	17
	Muslim Priest / Islamic Cultural Teacher	1	0	1	0	0	0	1	0	1
	Nanny/Carer	0	0	0	0	1	1	0	1	1
	Occupational Therapist	0	5	5	0	0	0	0	5	5
	Operations Manager	1	0	1	0	1	1	1	1	2
	Optical Technician	1	0	1	0	0	0	1	0	1
	Oriental Language Teacher	1	0	1	0	0	0	1	0	1
	Other Optical And Electronic Equipment Operators, Nec	1	0	1	0	0	0	1	0	1
	Painter, Artist	2	0	2	0	0	0	2	0	2
	Parish Priest	1	0	1	0	0	0	1	0	1
	Pastor	1	0	1	0	0	0	1	0	1
	Priest	15	0	15	0	0	0	15	0	15
	Procurement Associate,Operations Unit	0	0	0	0	1	1	0	1	1
	Procurement Specialist ,Operations Unit	0	0	0	1	0	1	1	0	1
	Professional Dravidian Musician (Adheena Nadaswara Vidwan)	2	0	2	0	0	0	2	0	2
	Programme Management Specialist	0	0	0	1	0	1	1	0	1
	Project Coordinator	1	0	1	0	0	0	1	0	1
	Religious & Social Worker	0	2	2	0	0	0	0	2	2
	Schools	2	1	3	0	0	0	2	1	3
	Religious Professionals, Nec	24	4	28	0	0	0	24	4	28
	Religious Social Worker	1	0	1	0	0	0	1	0	1
	Religious Worker, Non-Ordained	19	25	44	0	0	0	19	25	44
	Scientist/Engineer "Sg"	0	0	0	1	0	1	1	0	1
	Sculptor	33	0	33	0	0	0	33	0	33
	Sculptor/Designer	1	0	1	0	0	0	1	0	1

Table 38 (Cont'd)- Number of valid work permits and certificates of exemption by industrial group, occupation & sex, as at end of January 2024

Industrial Group	Occupation	Valid Work Permits			Certificates of Exemption			Grand Total		
		Male	Female	Both sexes	Male	Female	Both sexes	Male	Female	Both sexes
Other Community, Social and Personal Service (cont'd)	Sculptors, Painters And Related Workers, Nec	3	0	3	0	0	0	3	0	3
	Secondary Education Teacher	1	0	1	0	0	0	1	0	1
	Seconded Director	0	0	0	1	0	1	1	0	1
	Seconded Director To Iora Secretariat	0	0	0	0	1	1	0	1	1
	Secretary General	0	0	0	1	0	1	1	0	1
	Senior Administrator Of Christian Religious Organisation	37	27	64	0	0	0	37	27	64
	Senior Administrator Of Hindu Religious Organisation	47	1	48	0	0	0	47	1	48
	Senior Administrator Of Muslim Religious Organisation	25	0	25	0	0	0	25	0	25
	Interest Organisations, Nec	1	0	1	0	0	0	1	0	1
	Senior Administrators Of Religious Organisations, Nec	5	4	9	0	0	0	5	4	9
	Senior Development Coordination Officer, Economist	0	0	0	1	0	1	1	0	1
	Spa Therapist	0	12	12	0	0	0	0	12	12
	Sports Coach	3	0	3	0	0	0	3	0	3
	Sports Officer	1	0	1	0	0	0	1	0	1
	Sportsperson, Professional	1	0	1	0	0	0	1	0	1
	Surveyor, General	1	0	1	0	0	0	1	0	1
	Surveyor, Land	36	0	36	0	0	0	36	0	36
	Tabla Player	4	0	4	0	0	0	4	0	4
	Tamil Priest	1	0	1	0	0	0	1	0	1
	Tamil Temple Priest	1	0	1	0	0	0	1	0	1
	Technical Manager	1	0	1	0	0	0	1	0	1
	Technical Officer "C"	0	0	0	0	1	1	0	1	1
	Tent Decorator	2	0	2	0	0	0	2	0	2
	Trainee Director	0	1	1	0	0	0	0	1	1
	"Volontaire De Solidarite Internationale (VSI)"	0	0	0	2	1	3	2	1	3
	"Volontaire International En Entreprise (VIE) "	0	0	0	5	3	8	5	3	8
	Warden, Wildlife	2	0	2	0	0	0	2	0	2
	Welder	2	0	2	0	0	0	2	0	2
	Welder, Tig	2	0	2	0	0	0	2	0	2
	Wildlife/Conservation Volunteer	1	0	1	0	0	0	1	0	1
	Sub Total	505	98	603	24	13	37	529	111	640
Private Household With Employed Persons	Baby Sitter	0	1	1	0	0	0	0	1	1
	Care Assistant	0	1	1	0	0	0	0	1	1
	Carer	76	69	145	0	0	0	76	69	145
	Carpenter, General	1	0	1	0	0	0	1	0	1
	Cook	2	1	3	0	0	0	2	1	3
	Cook, Indian Cuisine	1	0	1	0	0	0	1	0	1
	Domestic Assistant	0	0	0	0	1	1	0	1	1
	Domestic Helpers And Cleaners, Nec	0	2	2	0	0	0	0	2	2
	Domestic Service Carer	0	2	2	0	0	0	0	2	2
	Executive Housekeeper	1	0	1	0	0	0	1	0	1
	Gardener	1	0	1	0	0	0	1	0	1
	Handyman/Handywoman, Building Maintenance	1	0	1	0	0	0	1	0	1
	Head Cook	0	1	1	0	0	0	0	1	1
	Housekeeper, Domestic	2	3	5	0	0	0	2	3	5
	Housekeeper, Institutional	0	2	2	0	0	0	0	2	2
	Housekeepers And Related Workers, Institutional Nec	0	1	1	0	0	0	0	1	1
	Housekeeping And Related Service Workers, Domestic, Nec	0	2	2	0	0	0	0	2	2
	Housemaid	33	14	47	0	0	0	33	14	47
	Machine Operator, Embroidery	1	0	1	0	0	0	1	0	1
	Maid, Linen	1	0	1	0	0	0	1	0	1
	Matron Housekeeping	0	1	1	0	0	0	0	1	1
	School Caretaker	0	1	1	0	0	0	0	1	1
	Spa Therapist	0	1	1	0	0	0	0	1	1
	Specialised Care Giver	0	1	1	0	0	0	0	1	1
	Sub Total	120	103	223	0	1	1	120	104	224
Extra-territorial Organisations and Bodies	Adviser And Manager	0	0	0	1	0	1	1	0	1
	"Agent Administratif"	0	0	0	4	5	9	4	5	9
	" Attache De Cooperation Educative Au Service De Cooperation Et D'Action Culturelle (SCAC)"	0	0	0	1	0	1	1	0	1
	Caregiver	0	0	0	0	1	1	0	1	1
	"Chef Regional De Securite Operationnel"	0	0	0	1	0	1	1	0	1
	Chief Of Mission	0	0	0	0	2	2	0	2	2
	Commonwealth National Climate Finance Adviser	0	0	0	1	0	1	1	0	1
	" Consule Ajointe / Cheffe De Chancellerie "	0	0	0	0	1	1	0	1	1
	'Consule Ajointe/ Secretaire Generale'	0	0	0	0	1	1	0	1	1
	Consultant	0	0	0	0	1	1	0	1	1
	Cook Of H.E Mr. Shuichiro Kawaguchi	0	0	0	1	0	1	1	0	1
	Engineer To Carry-Out Renovation Works Exclusively	0	0	0	4	0	4	4	0	4
	"Expert Confirme En Gestion De Programmes De Securite Alimentaire Et Nutritionnelle"	0	0	0	1	0	1	1	0	1
	Fisheries Mcs Expert	0	0	0	1	0	1	1	0	1
	Housekeeper Of Ms. Abigail Lynn Unger, Office Management Specialist	0	0	0	0	1	1	0	1	1
	Individual Contractor	0	0	0	0	1	1	0	1	1
	Individual Contractor For Grassroots Project	0	0	0	0	1	1	0	1	1
	Maid	0	0	0	0	2	2	0	2	2

Table 38 (Cont'd)- Number of valid work permits and certificates of exemption by industrial group, occupation & sex, as at end of January 2024

Industrial Group	Occupation	Valid Work Permits			Certificates of Exemption			Grand Total		
		Male	Female	Both sexes	Male	Female	Both sexes	Male	Female	Both sexes
Extra-territorial Organisations and Bodies (Cont'd)	Research Intern	0	0	0	0	1	1	0	1	1
	Senior Domestic Worker	0	0	0	0	1	1	0	1	1
	"Stagiaire A La Chancellerie Diplomatique"	0	0	0	0	1	1	0	1	1
	"Volontaire International (VI) En Tant Que Charge De Mission Economique"	0	0	0	1	0	1	1	0	1
	"Volontaire De Solidarite Internationale(VSI)"	0	0	0	2	2	4	2	2	4
	"Volontaire International En Entreprise (VIE)"	0	0	0	12	10	22	12	10	22
	Sub Total	0	0	0	30	31	61	30	31	61
Total		28170	4767	32937	5918	139	6057	34088	4906	38994

SECTION II



Section II - Rodrigues

1. Introduction

This section presents data on registered jobseekers for Rodrigues Island. The functioning of the Employment Information Centre in Rodrigues is similar to that in Mauritius.

2. Registered Unemployed

The number of registered unemployed as at the end of January 2024 was 3,427 (1,330 males and 2,097 females), while the number of registrants in employment amounted to 1,153 consisting of 516 males and 637 females (Table 1.1). 45% of the unemployed persons were aged between 16 and 29 years (Table 1.2).

Table 1.1 - Number of registered Unemployed and In Employment jobseekers by sex, as at end January 2024

Registered Jobseekers	Male	Female	Both sexes
Unemployed	1,330	2,097	3,427
In Employment	516	637	1,153
Total	1,846	2,734	4,580

Table 1.2 - Number of registered unemployed and in employment by sex and age group, as at end January 2024

Age group	Unemployed						In employment						Total					
	Male		Female		Total		Male		Female		Total		Male		Female		Total	
	Number	%	Number	%	Number	%	Number	%	Number	%	Number	%	Number	%	Number	%	Number	%
16 - 29	620	47	932	44	1,552	45	253	49	315	49	568	49	873	47	1,247	46	2,120	46
30 - 39	344	26	733	35	1,077	31	151	29	233	37	384	33	495	27	966	35	1,461	32
40+	366	28	432	21	798	23	112	22	89	14	201	17	478	26	521	19	999	22
Total	1,330	100	2,097	100	3,427	100	516	100	637	100	1,153	100	1,846	100	2,734	100	4,580	100

The educational attainment of unemployed registrants was mainly in the category “Form I to V (including SC failed)” at 39%. Only 71 registrants had their Higher School Certificate. The length of unemployment of 15% of the registered unemployed was less than 2 years, and about 69% had been looking for work for 5 years or more. The average length of registration worked out to 4.1 years (Tables 1.3 and 1.4).

Table 1.3 - Registered unemployed jobseekers by qualification and sex, as at end of January 2024

Qualification	Male		Female		Total	
	Number	%	Number	%	Number	%
Education Nil + Std VI Failed	502	38	394	19	896	26
Standard VI Passed	174	13	227	11	401	12
Form I to V (including SC failed)	415	31	909	43	1,324	39
SC	207	16	486	23	693	20
HSC	19	1	52	2	71	2
Professional	13	1	29	1	42	1
Total	1,330	100	2,097	100	3,427	100

As regards previous work experience, 517 registrants had, in the past, worked or were qualified to work as “Craft & Related Trades Workers”. The proportion of those who have never worked and did not possess any technical or professional qualifications is higher among female unemployed; 11% of the latter have never worked, compared to 3% of males unemployed (Table 1.5).

3. New registrants and re-registrants

For the month of January 2024, 69 new unemployed jobseekers have registered themselves consisting of 38 males and 31 females. The number of unemployed re-registrants and the number of unemployed jobseekers who reported for maintaining their registration are 67 (46 males and 21 females) and 1076 (396 males and 680 females) respectively.

For in employment, there were 1 new male registrant and 13 re-registrants (7 males and 6 females). 358 (170 males and 188 females) in employment registrants reported to the Employment Information Centres to maintain their registration (Table 1.6).

4. Registered unemployed with disabilities

Among the 3,427 unemployed registrants, there were 11 persons with disabilities who were looking for work comprising of 6 males and 5 females (Table 1.7).

Table 1.4 - Number of registered unemployed by qualification, length of registration, sex and age-group, Island of Rodrigues, as at end of January 2024

Qualification	Age-group Length of Registration	Male					Female					Both sexes				
		16 - 19	20 - 29	30 - 39	40+	Total	16 - 19	20 - 29	30 - 39	40+	Total	16 - 19	20 - 29	30 - 39	40+	Total
Education Nil +Std VI Failed	Less than 1 year	3	10	6	13	32	1	9	4	5	19	4	19	10	18	51
	1 yr but < 2 yrs	2	12	7	11	32	1	13	5	11	30	3	25	12	22	62
	2 yrs but < 3 yrs	0	9	4	3	16	0	4	5	5	14	0	13	9	8	30
	3 yrs but < 4 yrs	0	5	4	3	12	0	4	5	4	13	0	9	9	7	25
	4 yrs but < 5 yrs	0	8	3	6	17	0	4	4	2	10	0	12	7	8	27
	5 yrs and above	0	28	110	255	393	0	19	106	183	308	0	47	216	438	701
	Total	5	72	134	291	502	2	53	129	210	394	7	125	263	501	896
Standard VI (Passed)	Less than 1 year	3	9	0	4	16	8	11	1	0	20	11	20	1	4	36
	1 yr but < 2 yrs	0	11	2	2	15	0	11	5	3	19	0	22	7	5	34
	2 yrs but < 3 yrs	0	2	2	0	4	0	1	3	1	5	0	3	5	1	9
	3 yrs but < 4 yrs	0	3	1	0	4	0	3	2	0	5	0	6	3	0	9
	4 yrs but < 5 yrs	0	3	0	0	3	0	6	0	1	7	0	9	0	1	10
	5 yrs and above	0	44	59	29	132	0	58	70	43	171	0	102	129	72	303
	Total	3	72	64	35	174	8	90	81	48	227	11	162	145	83	401
Form I to V (including SC failed)	Less than 1 year	19	20	2	0	41	28	25	3	0	56	47	45	5	0	97
	1 yr but < 2 yrs	6	37	5	0	48	4	51	2	2	59	10	88	7	2	107
	2 yrs but < 3 yrs	1	42	0	0	43	0	38	2	1	41	1	80	2	1	84
	3 yrs but < 4 yrs	0	27	2	0	29	0	53	5	1	59	0	80	7	1	88
	4 yrs but < 5 yrs	0	27	1	3	31	0	33	4	2	39	0	60	5	5	70
	5 yrs and above	0	91	100	32	223	0	202	326	127	655	0	293	426	159	878
	Total	26	244	110	35	415	32	402	342	133	909	58	646	452	168	1,324

Table 1.4 (cont'd) - Number of registered unemployed by qualification, length of registration, gender and age group, Island of Rodrigues, as at end of January 2024

Qualification	Age-group Length of Registration	Male					Female					Both sexes				
		16 - 19	20 - 29	30 - 39	40+	Total	16 - 19	20 - 29	30 - 39	40+	Total	16 - 19	20 - 29	30 - 39	40+	Total
SC	Less than 1 year	11	26	0	0	37	18	19	0	0	37	29	45	0	0	74
	1 yr but < 2 yrs	2	13	0	0	15	1	18	0	1	20	3	31	0	1	35
	2 yrs but < 3 yrs	0	21	0	0	21	0	32	0	0	32	0	53	0	0	53
	3 yrs but < 4 yrs	0	15	0	0	15	0	29	0	1	30	0	44	0	1	45
	4 yrs but < 5 yrs	0	18	1	0	19	0	30	0	1	31	0	48	1	1	50
	5 yrs and above	0	63	32	5	100	0	138	163	35	336	0	201	195	40	436
	Total	13	156	33	5	207	19	266	163	38	486	32	422	196	43	693
HSC	Less than 1 year	0	7	0	0	7	0	8	0	0	8	0	15	0	0	15
	1 yr but < 2 yrs	0	1	0	0	1	0	5	0	0	5	0	6	0	0	6
	2 yrs but < 3 yrs	0	6	0	0	6	0	12	0	0	12	0	18	0	0	18
	3 yrs but < 4 yrs	0	2	0	0	2	0	3	0	0	3	0	5	0	0	5
	4 yrs but < 5 yrs	0	1	0	0	1	0	2	0	0	2	0	3	0	0	3
	5 yrs and above	0	2	0	0	2	0	12	10	0	22	0	14	10	0	24
	Total	0	19	0	0	19	0	42	10	0	52	0	61	10	0	71
Professional	Less than 1 year	0	3	0	0	3	0	3	1	0	4	0	6	1	0	7
	1 yr but < 2 yrs	0	1	0	0	1	0	0	0	0	0	0	1	0	0	1
	2 yrs but < 3 yrs	0	0	0	0	0	0	2	0	0	2	0	2	0	0	2
	3 yrs but < 4 yrs	0	1	0	0	1	0	0	0	0	0	0	1	0	0	1
	4 yrs but < 5 yrs	0	2	0	0	2	0	2	0	0	2	0	4	0	0	4
	5 yrs and above	0	3	3	0	6	0	11	7	3	21	0	14	10	3	27
	Total	0	10	3	0	13	0	18	8	3	29	0	28	11	3	42
Grand Total		47	573	344	366	1,330	61	871	733	432	2,097	108	1,444	1,077	798	3,427

Figure 7 - Registered unemployed (%) by educational attainment for Island of Rodrigues, as at end of January 2024

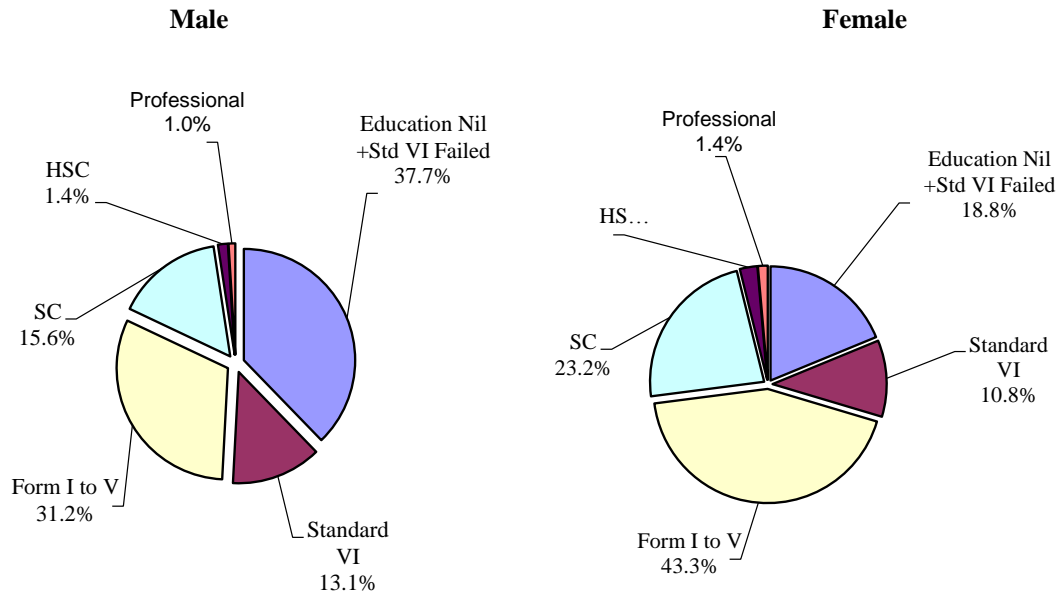


Figure 8 - Number of registered unemployed by age group & sex for Island of Rodrigues, as at end of January 2024

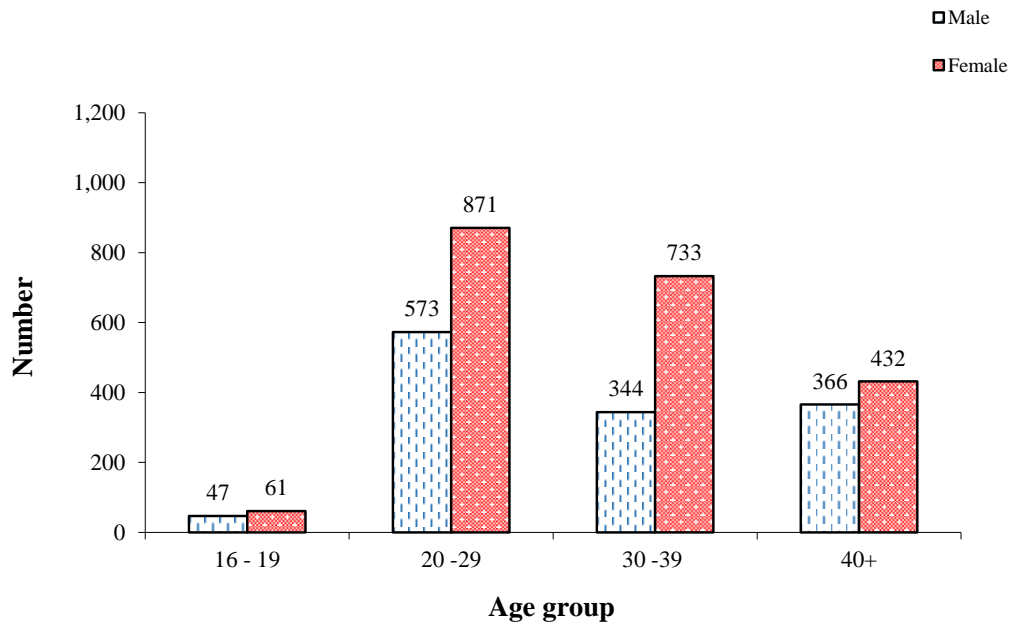


Table 1.5 - Number of registered unemployed by occupational group and sex, Island of Rodrigues, as at end of January 2024

Occupational group	Male	Female	Both sexes
Managers	3	11	14
Professionals	17	19	36
Technicians & Associate Professionals	33	86	119
Clerical support workers	19	162	181
Service & sales workers	114	581	695
Skilled agricultural, forestry & fishery workers	145	60	205
Craft & related trades workers	321	196	517
Plant & machine operators & assemblers	94	46	140
Elementary occupations	539	698	1,237
New workers seeking employment	45	238	283
Total	1,330	2,097	3,427

Table 1.6 - Number of Unemployed and In Employment new registrants, re-registrants & those who reported for maintaining their registration by sex, Island of Rodrigues, January 2024

Type of registration	Unemployed			In Employment			Total		
	Male	Female	Both sexes	Male	Female	Both sexes	Male	Female	Both sexes
New Registration	38	31	69	1	0	1	39	31	70
Re-registration	46	21	67	7	6	13	53	27	80
Reported	396	680	1,076	170	188	358	566	868	1,434
Total	480	732	1,212	178	194	372	658	926	1,584

Table 1.7 - Number of registered unemployed with disabilities by nature of disability and sex, Island of Rodrigues, as at end of January 2024

Nature of disability	Male	Female	Both sexes
Abnormal movement of body parts	0	1	1
Deformation of body parts since birth	1	0	1
Disabled following surgical operation or illness	1	1	2
Disabled due to accidents	1	0	1
Epileptic	1	1	2
Partly Blind	1	1	2
Partly Deaf	1	1	2
Total	6	5	11

GLOSSARY

Active Population or Labour Force - active population or labour force is made up of employed and unemployed population.

Activity Rate - activity rate is the ratio (%) of labour force to population aged 16+ (active and inactive population)

Back to Work Programme (BTWP) - a programme launched in June 2015, is meant for women above 35 years of age to enable them take up or resume employment. All women should register first as unemployed at the EIC before applying at BTWP.

Certificate of Exemption- the Employment (Non-Citizens) (Restriction) Exemptions Regulations 1970, stipulates that certain categories of expatriates are exempted from a work permit during his/her period of employment in Mauritius.

De-Registration - jobseekers who fail to maintain their registration during the month and consequently their applications are removed from the live register and placed in a dormant register.

Disability - any limitation to perform a daily life activity in a manner considered normal for persons of their age.

Dual Training Programme (DTP) - a programme launched in 2015 is a mix of practical on-the-job training and classroom studies. The main objective of the DTP is to address the problem of skills mismatch in the labour market and to ensure the availability of skilled manpower for employers.

Educational attainment - the highest level of education completed, whereas for persons attending school, it refers to the standard, form or course being attended.

Employment - employed population aged 16 years and above (16+) who have worked for pay, profit or family gain for at least one hour during the reference week of a month. It includes those who are temporarily absent from work for reasons such as leave with pay, leave without pay and temporary disorganisation of work (bad weather, breakdown of equipment, lack of order, etc.).

Employment Information Centres (EIC) - the thirteen public Employment Office found in Mauritius and one in Rodrigues where among others attention is being given to jobseekers.

Industrial Group - the national classification based on ISIC (International Industrial Classification of Economic Activities) Rev 3 of United Nations is the reference classification of productive activities. Its main purpose is to provide a set of activity categories that can be utilised for the collection and reporting of statistics according to such activities.

In-employment jobseekers at EIC - persons who are in some sort of employment and are in search of a well remunerated or secured job.

Inflation rate - inflation rate as measured by the Consumer Price Index (CPI) is the percentage change in the level of prices from one period to another. It is measured by comparing the average level of prices during a twelve-month period with the average level during the corresponding previous twelve-month period. The CPI is an indicator of changes over time in the general level of goods and services acquired by Mauritian consumers.

Jobseeker - Any citizen of Mauritius aged 16 years and above who is actively looking for employment and is available to work.

Job Management System - The website of the Employment Service, where employers and jobseekers interact freely. The website <https://mauritiusjobs.govmu.org> was launched in June 2014. Jobseekers register their Curriculum Vitae (CV) and apply for jobs; while employers input vacancies and search for candidates.

Labour migration - The movement of people from one country to another for employment in a better environment.

Live Register - the database of jobseekers who are registering at the Employment Service.

Magazine de L'Emploi et des Metiers - A television programme for broadcast of vacancies and information on the world of work. It also includes radio talk shows and debates on television relating to the labour market.

New registrant - a jobseeker who apply for registration for the first time at the Employment Service.

New and renewed work permit - Each time when enterprises initially apply for the work permit of foreign workers for the first time at the Ministry of Labour, Human Resource Development and Training and employ them for the first time, the work permit is considered as new. In case the

foreigners move from the actual enterprise for another enterprise, the valid work permit is cancelled and again a new work permit rather than renewed work permit is issued. But in case of expiry of the current work permit and the foreign worker is still working for the same enterprise, the work permit is renewed. Applications should be submitted two months prior to the expiry of the current work permit. Applications for renewal of work permits received after expiry of current work permits is not accepted

Occupational Group - the National Classification of Occupations 2009 (NCO-09) adopted from International Standards Classification of Occupations 2008 (ISCO-08) which is a document of the International Labour Organisation (ILO) and is a tool for organising jobs in a clearly defined set of groups and according to the specificity of the tasks and duties undertaken in the job.

Placement - the offer of a decent and remunerative job/internship to a jobseeker.

Public Sector - It comprises of organisations that are owned and operated by Government and exist to provide services for its citizens.

Real Gross Domestic Product (GDP) Growth Rate - the rate of change that GDP at basic prices (amount receivable by the producer exclusive of taxes and inclusive of subsidies on products) changes/grows from one year to another after removing price effect. GDP is the aggregate money value of all goods and services produced within a country out of economic activity during a specified period, usually a year, before provision for the consumption of fixed capital.

Registered unemployed and in-employment at EIC - Only those persons who actively and continuously maintain their registration at EIC are included as registered. The live register comprise of new registrants, re-registrants and those maintaining their registration.

Reported - jobseekers who are maintaining their names on the live register of the Employment Service.

Re-registrants - those who have ceased registration for a period not exceeding two years, and come back to be re-admitted on the live register. If the break is more than two years then the case will be considered as a new one.

Trainee Engineer Scheme – Government announced a special scheme in the Budget Programme 2016 – 2017. The scheme aimed at providing practical training for graduates in Engineering in order to enable them to qualify for registration with the Council of Registered Professional Engineers (CRPE) of Mauritius and to operate as full-fledged Engineers.

Unemployment (Continuous Multi-Purpose Household Survey) - unemployment population comprise all Mauritians aged 16+ who are not working but who are looking for work and are available for work during the reference period.

Unemployed registered jobseekers at EIC - jobseekers aged 16 years and above registered as unemployed at EIC who are without work, currently available for work and actively seeking for work limited to Mauritian citizen residing in Mauritius and Rodrigues Island.

Unemployment rate - unemployment rate is the ratio (%) of unemployment to labour force.

Vacancy - a position in an enterprise that is vacant and a call for suitable candidate is being made.

Valid work permit - The non-citizens (Employment Restriction) Act 1973, stipulates that a non-citizen shall not engage in any occupation in Mauritius for reward or profit or be employed in Mauritius unless there is in force in relation to him a valid permit and he engages in the occupation, or is employed in accordance with any condition which may be specified in the permit. The Act also stipulates that “no person shall have a non-citizen in his employment in Mauritius without there being in force a valid permit in relation to that employment.”

Work Permit - a legal document authorising a person under certain conditions to take employment in Mauritius.

Workfare Programme - The Workfare Programme (WP) was initiated by Government to protect laid off workers in the difficult phase of their lives by providing them financial relief and assistance in terms of job placement, training /re-skilling and starting up a business. It has been incorporated in the new Labour Laws under the Employment Rights Act 2008 and became effective following proclamation of the Act on 02 February 2009.

Youth Employment Programme (YEP) - a programme which started in 2013 for unemployed youth aged between 16 and 35 years and provides them with training and placement in an enterprise for an initial period of one year with the possibility of one additional year of placement with another enterprise. All youth should register first as unemployed at the EIC before applying at YEP.



NATIONAL EMPLOYMENT DEPARTMENT

11th Floor, Victoria House,
C/r St Louis & Barracks Streets,
Port-Louis

■ Mauritius Jobs
405 0129
<https://mauritiusjobs.govmu.org/>

■ Back To Work Programme
405 0120 / 405 0121
www.backtowork.mu

■ Dual Training Programme
405 0123
<https://mauritiusjobs.govmu.org/>

■ Youth Employment Programme
405 0111 / 36
405 0185 / 82
www.yep.mu

■ Labour Market Information System
405 0126 / 27
<https://mauritiusjobs.govmu.org/>

■ Trainee Engineer Scheme
405 0131 / 405 0122
<https://mauritiusjobs.govmu.org/>